

# NORTH DAKOTA ENGLISH LANGUAGE ARTS & LITERACY CONTENT STANDARDS

Grades K-12

June 2011

---

Based on the *Common Core State Standards for English Language Arts & Literacy in History/Social Studies, Science, and Technical Subjects*



North Dakota Department of Public Instruction  
Dr. Wayne G. Sanstead  
600 E. Boulevard Avenue, Dept 201  
Bismarck, North Dakota 58505-0440  
[www.dpi.state.nd.us](http://www.dpi.state.nd.us)

## North Dakota English Language Arts Content Standards Writing Team

Rachael Agre  
Fargo School District

Sherry Anderson  
Hillsboro Elementary School

Claire Andrus  
Mott-Regent High School

Amy Benz  
Beulah Middle School

Tami Bradley  
South Prairie School

Glorianne Bradshaw  
Edinburg-Valley School District

Greg Camp

Kim Cull  
Edinburg-Valley School District

Debbie Dawley  
Rock Lake/Munich School District

Terri Deichert  
Trinity Elementary East  
Dickinson

Jodi Driscoll  
Hazen High School

Shari Gehrke  
Osgood Kindergarten Center  
West Fargo

Susan Gigstad  
Fargo South High School

Renae Hagen  
Dakota Memorial School

Amber Hanson  
Lincoln Elementary School  
Fargo

Vicki Held  
North Star School District

Jamie Higlin  
Theodore Jamerson Elementary School

Dawn Johnson  
Prairie View Elementary School  
Devils Lake

Tammy Kelly  
Ft. Lincoln Elementary School  
Mandan

Megan Kiser  
Madison Elementary School  
Fargo

Jaylene Larson  
St. Joseph's Catholic/Williston Middle School

Rebecca Larson  
Bismarck High School

Candy Lemer  
Velva Public Schools

Kathy Lord-Olson  
Bismarck High School

Maria Nenow  
Dakota Prairie High School

Janet Nysetvold  
McKinley Elementary School  
Fargo

Crystal Ridl  
Discovery Middle School  
Fargo

Barbara Sandstrom  
Roosevelt Elementary School  
Bismarck

Jane Schreck  
Bismarck State College

Kim Stockert  
Trinity Elementary East  
Dickinson

Deb Tschosik  
Victor Solheim Elementary School

Sue Wald  
Napoleon School District

Jennifer Wallender  
Hazen Elementary School

Mary Winbauer

Gae Zentner  
Richardton-Taylor High School

## Project Consultants

Ceri Dean, Ph.D.  
Mid-continent Research for Education and Learning (McREL)  
4601 DTC Blvd., Suite 500  
Denver, CO 80237-2596  
P: 303.632.5514  
[cdean@mcrel.org](mailto:cdean@mcrel.org)  
<http://www.mcrel.org>

Susan Ryan  
Mid-continent Research for Education and Learning (McREL)  
4601 DTC Blvd., Suite 500  
Denver, CO 80237-2596  
P: 303.632.5531  
[sryan@mcrel.org](mailto:sryan@mcrel.org)  
<http://www.mcrel.org>

Dana Frazzee  
Mid-continent Research for Education and Learning (McREL)  
4601 DTC Blvd., Suite 500  
Denver, CO 80237-2596  
P: 303.632.5638  
[dfrazzee@mcrel.org](mailto:dfrazzee@mcrel.org)  
<http://www.mcrel.org>

## Project Coordinators

Greg Gallagher  
Standards and Achievement  
ND Department of Public Instruction  
600 East Boulevard Ave, 9<sup>th</sup> Floor, Dept. 201  
Bismarck, ND 58505-0440  
701-328-1838 (phone)  
701-328-4770 (fax)  
[ggallagher@nd.gov](mailto:ggallagher@nd.gov)  
[www.dpi.state.nd.us](http://www.dpi.state.nd.us)

Heidi Bergland  
Standards & Achievement  
ND Department of Public Instruction  
600 East Boulevard Ave, 9<sup>th</sup> Floor, Dept. 201  
Bismarck, ND 58505-0440  
(701) 328-2317 (voice)  
(701) 328-4770 (fax)  
[hbergland@nd.gov](mailto:hbergland@nd.gov)  
[www.dpi.state.nd.us](http://www.dpi.state.nd.us)

## Foreword

**Dr. Wayne G. Sanstead**  
**State Superintendent**

There is perhaps no greater responsibility for a community than to provide for the care and education of its citizens. We stand together, committed to the advancement of quality education for all our students. It is toward this aim that I am pleased to issue this document, the *North Dakota English Language Arts and Literacy Content Standards, 2011*. This document represents an important step in defining and implementing what constitutes a quality education for North Dakota citizens.

### ***Our State's Standards Ensure Educational Excellence for All Students***

As a matter of public policy, the North Dakota Department of Public Instruction believes that public education stakeholders must define what students should know and be able to do. State law places responsibility with the State Superintendent for the writing of state academic content standards and for the supervision of state assessments that are based on these state standards. To this end, the Department of Public Instruction has worked closely with educators statewide, through a clearly articulated process, to develop academic standards and aligned assessments that reflect the profession's best insights into what constitutes a quality education for every citizen.

Our state's various academic content standards offer instructional guidance in core curriculum areas, while at the same time, they allow for, indeed *encourage*, a dynamic and living curriculum created at the local school district level. To ensure educational relevance, our state's academic content standards are (1) based on academic standards developed nationally by a consortium of States and various professional education associations, (2) validated by our state's best educators based on classroom experience and local community expectations, and (3) widely supported by state and national education policymakers.

While our state's academic standards represent an official, statewide reference point for content and achievement, local school districts are

encouraged to use the state's content standards as guides in the development of local, customized curriculum in the core content areas. Standards-based education requires that we, as a wider education community, agree upon what skills and abilities our students should have to be college or career ready.

The Department of Public Instruction seeks to engage educators and community representatives in the development of a valid and reliable educational accountability system. To ensure that the State's accountability system engenders confidence among constituents, the Department has established a system of prescribed activities that are designed to assure procedural validity and reliability, product quality, and systemic integrity. The Department, with the assistance of educators statewide and national experts, has established a highly interactive process to develop the state's content standards and assessments that will ensure a high quality education for all of our students.

I assure you that our State's accountability system protects the interests of every student—*every* student.

### ***The Emergence of the National Common Core State Standards***

These newly revised and approved state content standards usher in a new era in the development of our state's academic content standards. These content standards reflect the extensive influence of a nationwide discussion on student expectations and the definition of college and career readiness.

In 2009 the national Common Core State Standards Initiative was established and constituted a state-led effort coordinated by the National Governors Association Center for Best Practices (NGA Center) and the Council of Chief State School Officers (CCSSO). This initiative committed itself to develop uniformly rigorous content standards in English language arts to prepare our children for college and the workforce.

The NGA Center and CCSSO received extensive feedback on the draft standards from national organizations representing, but not limited to, teachers, postsecondary educators (including community colleges), civil rights groups, and representatives for English language learners and students with disabilities. Following the initial round of development, the draft standards were opened for public comment, receiving nearly 10,000 responses. These responses resulted in additional improvements to the content and format of these standards.

The national Common Core State Standards are informed and developed from the most effective models from states across the nation and countries around the world, and provide teachers and parents with a common understanding of what students are expected to learn. Consistent standards provide appropriate reference points for all students, regardless of where they live.

These standards define the knowledge and skills students should have within their K-12 education careers so that they will graduate high school able to succeed in entry-level, credit-bearing academic college courses and in workforce training programs. The standards:

- Are aligned with college and work expectations;
- Are clear, understandable and consistent;
- Include rigorous content and application of knowledge through higher-order thinking skills;
- Build upon strengths and lessons of current state standards;
- Are informed by other top performing countries, so that all students are prepared to succeed in our global economy and society; and
- Are evidence-based.

Following the release of these national Common Core State Standards, the Department of Public Instruction convened committees of statewide educators to review, validate, provide supporting commentary, and offer a recommendation regarding the ultimate adoption of these standards. After an extensive nine-month review process, facilitated by the Department and Mid-continent Research for Education and Learning (McREL), a nationally recognized research laboratory, the committees of statewide educators

recommended unanimously the adoption of these national Common Core State Standards as the state's official content standards in English language arts.

Following a separate, independent analysis by the Department of Public Instruction and my personal review of these documents, I hereby approve the adoption of these standards as the state's next generation of state content standards in English language arts. These content standards are available to local school districts to allow for the required preparation of local curricula, which may require some time. The state's 2005 English language arts content standards will remain effective until July 1, 2013, after which these approved 2011 English language arts content standards will become operationally effective for the purposes of the state's accountability system. After July 1, 2013, all public school districts are expected to provide instruction based on these new content standards. The state's academic assessments aligned to the 2005 content standards will continue to be administered through the Fall 2013 test administration, since these assessments are based on the previous year's content instruction. Beginning with the 2014-15 academic year, the state will begin the administration of a new generation of state assessments based on these 2011 content standards.

### ***Continuing Tradition of Improvement and Excellence***

The legacy of our state's educational system is represented by the quality of the students who graduate every year. Every student who excels and graduates from a North Dakota school testifies to the strength of the families, communities, and schools that nurtured and educated that student.

Yet, as long as there are students who do not meet their full potential or who fail to graduate, then evidence exists for our need to improve. School improvement requires a healthy network of families, communities, and schools, working together, to achieve the ultimate aim set forth within the State Constitution.

These state standards, by their very nature, define the measure of success we seek to achieve. We cannot summarily claim success as long as any of our students fall below proficiency as defined by our achievement standards. Achieving excellence for every student is our mission. This is why we do

what we do. Each and every student, regardless of their standing, is that important.


North Dakota schools embody a long-standing tradition to build on success and to improve. These standards establish our measures for success. These standards anchor us and guide us. If we are to continue to improve as an educational system, then it is these standards that will help lead us to our goal. The North Dakota content standards are that important to us all.

### ***Gratitude to a Dedicated Profession***

The work of developing and implementing the state's academic content standards finds its origins in many past efforts. The contributions of countless educators have led us to where we are today. It is now for our generation to harvest the best of the past, to incorporate our collective insights based on current research, and to reaffirm our mission for future learners.

I wish to recognize each individual team member and the many evaluators who contributed to the writing of this important document. We must be mindful of the extensive research, analysis, and deliberations that have been invested in this document. Our entire state is grateful for their many contributions.

The work now rests with us as a community, and I am fully confident that we can meet this challenge. The best lies ahead.

A handwritten signature in cursive script that reads "Wayne L. Sanstead". The signature is written in black ink and is positioned centrally below the main body of text.

## Table of Contents

The Common Core State Standards and North Dakota – Past, Present, and Future .....	i
Introduction to the Common Core State Standards for English Language Arts .....	ii
How to Read This Document.....	viii
English Language Arts and Literacy Standards, Grades K–5 .....	1
Language Progressive Skills .....	30
Range, Quality, and Complexity of Student Reading K–5.....	31
English Language Arts Standards, Grades 6–12 .....	34
Language Progressive Skills .....	59
Range, Quality, and Complexity of Student Reading 6–12 .....	60
Standards for Literacy in History/Social Studies, Science, and Technical Subjects, Grades 6–12 .....	62
Glossary of Key Terms .....	72

## The Common Core State Standards and North Dakota – Past, Present, and Future

*All children . . .  
rise easily to the common level.  
There, the mass stop;  
strong minds only ascend higher.  
But raise the standard,  
and, by a spontaneous movement,  
the mass will rise again and reach it.*

-Horace Mann's First Annual Report (1837)

Beginning in June of 2010, a group of North Dakota educators from all grade levels carefully examined the alignment of the National Common Core State Standards to current North Dakota Standards as compiled by Mid-continent Research for Education and Learning (McREL). After careful consideration, the consensus of the committee was to move toward adoption of the Common Core State Standards with additions given for clarification.

The committee found the Common Core State Standards to be beneficial to the educational growth of our students. The standards focus on informational text and writing and encompass skills needed in the 21<sup>st</sup> Century. The Common Core also provides a consistency among the states as well as a greater depth of knowledge for our students to compete in a global society. This consistency also allows for common assessments and the ability to collaborate with teachers throughout the nation, as well as in North Dakota.



# Introduction to the Common Core State Standards for English Language Arts

The Common Core State Standards for English Language Arts & Literacy in History/Social Studies, Science, and Technical Subjects (“the Standards”) are the culmination of an extended, broad-based effort to fulfill the charge issued by the states to create the next generation of K–12 standards in order to help ensure that all students are college and career ready in literacy no later than the end of high school.

The present work, led by the Council of Chief State School Officers (CCSSO) and the National Governors Association (NGA), builds on the foundation laid by states in their decades-long work on crafting high-quality education standards. The Standards also draw on the most important international models as well as research and input from numerous sources, including state departments of education, scholars, assessment developers, professional organizations, educators from kindergarten through college, and parents, students, and other members of the public. In their design and content, refined through successive drafts and numerous rounds of feedback, the Standards represent a synthesis of the best elements of standards-related work to date and an important advance over that previous work.

As specified by CCSSO and NGA, the Standards are (1) research and evidence based, (2) aligned with college and work expectations, (3) rigorous, and (4) internationally benchmarked. A particular standard was included in the document only when the best available evidence indicated that its mastery was essential for college and career readiness in a twenty-first-century, globally competitive society. The Standards are intended to be a living work: as new and better evidence emerges, the Standards will be revised accordingly.

The Standards are an extension of a prior initiative led by CCSSO and NGA to develop College and Career Readiness (CCR) standards in reading, writing, speaking, listening, and language as well as in mathematics. The CCR Reading, Writing, and Speaking and Listening Standards, released in draft form in September 2009, serve, in revised form, as the backbone for the present document. Grade-specific K–12 standards in reading, writing, speaking, listening, and language translate the broad (and, for the earliest grades, seemingly distant) aims of the CCR standards into age- and attainment-appropriate terms.

The Standards set requirements not only for English language arts (ELA) but also for literacy in history/social studies, science, and technical subjects. Just as students must learn to read, write, speak, listen, and use language effectively in a variety of content areas, so too must the Standards specify the literacy skills and understandings required for college and career readiness in multiple disciplines. Literacy standards for grade 6 and above are predicated on teachers of ELA, history/social studies, science, and technical subjects using their content area expertise to help students meet the particular challenges of reading, writing, speaking, listening, and language in their respective fields. It is important to note that the 6–12 literacy standards in history/social studies, science, and technical subjects are not meant to replace content standards in those areas but rather to supplement them. States may incorporate these standards into their standards for those subjects or adopt them as content area literacy standards.

As a natural outgrowth of meeting the charge to define college and career readiness, the Standards also lay out a vision of what it means to be a literate person in the twenty-first century. Indeed, the skills and understandings students are expected to demonstrate have wide applicability outside the classroom or workplace. Students who meet the Standards readily undertake the close, attentive reading that is at the heart of understanding and enjoying complex works of literature. They habitually perform the critical reading necessary to pick carefully through the staggering amount of information available today in print and digitally. They actively seek the wide, deep, and thoughtful engagement with high-quality literary and informational texts that builds knowledge, enlarges experience, and broadens worldviews. They reflexively demonstrate the cogent reasoning and use of evidence that is essential to both private deliberation and responsible citizenship in a democratic republic. In short, students who meet the Standards develop the skills in reading, writing, speaking, and listening that are the foundation for any creative and purposeful expression in language.

*June 2, 2010*

## Key Design Considerations

### CCR and grade-specific standards

The CCR standards anchor the document and define general, cross-disciplinary literacy expectations that must be met for students to be prepared to enter college and workforce training programs ready to succeed. The K–12 grade-specific standards define end-of-year expectations and a cumulative progression designed to enable students to meet college and career readiness expectations no later than the end of high school. The CCR and high school (grades 9–12) standards work in tandem to define the college and career readiness line—the former providing broad standards, the latter providing additional specificity. Hence, both should be considered when developing college and career readiness assessments.

Students advancing through the grades are expected to meet each year’s grade specific standards, retain or further develop skills and understandings mastered in preceding grades, and work steadily toward meeting the more general expectations described by the CCR standards.

### Grade levels for K–8; grade bands for 9–10 and 11–12

The Standards use individual grade levels in kindergarten through grade 8 to provide useful specificity; the Standards use two-year bands in grades 9–12 to allow schools, districts, and states flexibility in high school course design.

### A focus on results rather than means

By emphasizing required achievements, the Standards leave room for teachers, curriculum developers, and states to determine how those goals should be reached and what additional topics should be addressed. Thus, the Standards do not mandate such things as a particular writing process or the full range of metacognitive strategies that students may need to monitor and direct their thinking and learning. Teachers are thus free to provide students with whatever tools and knowledge their professional judgment and experience identify as most helpful for meeting the goals set out in the Standards.

### An integrated model of literacy

Although the Standards are divided into Reading, Writing, Speaking and Listening, and Language strands for conceptual clarity, the processes of communication are closely connected, as reflected throughout this document. For example, Writing standard 9 requires that students be able to write about what they read. Likewise, Speaking and Listening standard 4 sets the expectation that students will share findings from their research.

### Research and media skills blended into the Standards as a whole

To be ready for college, workforce training, and life in a technological society, students need the ability to gather, comprehend, evaluate, synthesize, and report on information and ideas, to conduct original research in order to answer questions or solve problems, and to analyze and create a high volume and extensive range of print and nonprint texts in media forms old and new. The need to conduct research and to produce and consume media is embedded into every aspect of today’s curriculum. In like fashion, research and media skills and understandings are embedded throughout the Standards rather than treated in a separate section.

### Shared responsibility for students’ literacy development

The Standards insist that instruction in reading, writing, speaking, listening, and language be a shared responsibility within the school. The K–5 standards include expectations for reading, writing, speaking, listening, and language applicable to a range of subjects, including but not limited to ELA. The grades 6–12 standards are divided into two sections, one for ELA and the other for history/social studies, science, and technical subjects. This division reflects the unique, time-honored place of ELA teachers in developing students’ literacy skills while at the same time recognizing that teachers in other areas must have a role in this development as well.

Part of the motivation behind the interdisciplinary approach to literacy promulgated by the Standards is extensive research establishing the need for college and career ready students to be proficient in reading complex informational text independently in a variety of content areas. Most of the required reading in college and workforce training programs is informational in structure and challenging in content; postsecondary education programs typically provide students with both a higher volume of such reading than is generally required in K–12 schools and comparatively little scaffolding.

The Standards are not alone in calling for a special emphasis on informational text. The 2009 reading framework of the National Assessment of Educational Progress (NAEP) requires a high and increasing proportion of informational text on its assessment as students advance through the grades.

### Distribution of Literary and Informational Passages by Grade in the 2009 NAEP Reading Framework

Grade	Literary	Informational
4	50%	50%
8	45%	55%
12	30%	70%

Source: National Assessment Governing Board. (2008). *Reading framework for the 2009 National Assessment of Educational Progress*. Washington, DC: U.S. Government Printing Office.

### Distribution of Communicative Purposes by Grade in the 2011 NAEP Writing Framework

Grade	To persuade	To explain	To convey experience
4	30%	35%	35%
8	35%	35%	30%
12	40%	40%	20%

Source: National Assessment Governing Board. (2007). *Writing framework for the 2011 National Assessment of Educational Progress, pre-publication edition*. Iowa City, IA: ACT, Inc.

The Standards aim to align instruction with this framework so that many more students than at present can meet the requirements of college and career readiness. In K–5, the Standards follow NAEP’s lead in balancing the reading of literature with the reading of informational texts, including texts in history/social studies, science, and technical subjects. In accord with NAEP’s growing emphasis on informational texts in the higher grades, the Standards demand that a significant amount of reading of informational texts take place in and outside the ELA classroom. Fulfilling the Standards for 6–12 ELA requires much greater attention to a specific category of informational text—literary nonfiction—than has been traditional. Because the ELA classroom must focus on literature (stories, drama, and poetry) as well as literary nonfiction, a great deal of informational reading in grades 6–12 must take place in other classes if the NAEP assessment framework is to be matched instructionally.<sup>1</sup> To measure students’ growth toward college and career readiness, assessments aligned with the Standards should adhere to the distribution of texts across grades cited in the NAEP framework.

NAEP likewise outlines a distribution across the grades of the core purposes and types of student writing. The 2011 NAEP framework, like the Standards, cultivates the development of three mutually reinforcing writing capacities: writing to persuade, to explain, and to convey real or imagined experience. Evidence concerning the demands of college and career readiness gathered during development of the Standards concurs with NAEP’s shifting emphases: standards for grades 9–12 describe writing in all three forms, but, consistent with NAEP, the overwhelming focus of writing throughout high school should be on arguments and informative/explanatory texts.<sup>2</sup>

It follows that writing assessments aligned with the Standards should adhere to the distribution of writing purposes across grades outlined by NAEP.

<sup>1</sup>The percentages on the table reflect the sum of student reading, not just reading in ELA settings. Teachers of senior English classes, for example, are not required to devote 70 percent of reading to informational texts. Rather, 70 percent of student reading across the grade should be informational.

<sup>2</sup>As with reading, the percentages in the table reflect the sum of student writing, not just writing in ELA settings.

**Focus and coherence in instruction and assessment**

While the Standards delineate specific expectations in reading, writing, speaking, listening, and language, each standard need not be a separate focus for instruction and assessment. Often, several standards can be addressed by a single rich task. For example, when editing writing, students address Writing standard 5 (“Develop and strengthen writing as needed by planning, revising, editing, rewriting, or trying a new approach”) as well as Language standards 1–3 (which deal with conventions of standard English and knowledge of language). When drawing evidence from literary and informational texts per Writing standard 9, students are also demonstrating their comprehension skill in relation to specific standards in Reading. When discussing something they have read or written, students are also demonstrating their speaking and listening skills. The CCR anchor standards themselves provide another source of focus and coherence.

The same ten CCR anchor standards for Reading apply to both literary and informational texts, including texts in history/social studies, science, and technical subjects. The ten CCR anchor standards for Writing cover numerous text types and subject areas. This means that students can develop mutually reinforcing skills and exhibit mastery of standards for reading and writing across a range of texts and classrooms.

## What is Not Covered by the Standards

The Standards should be recognized for what they are not as well as what they are. The most important intentional design limitations are as follows:

1. The Standards define what all students are expected to know and be able to do, not how teachers should teach. For instance, the use of play with young children is not specified by the Standards, but it is welcome as a valuable activity in its own right and as a way to help students meet the expectations in this document. Furthermore, while the Standards make references to some particular forms of content, including mythology, foundational U.S. documents, and Shakespeare, they do not—indeed, cannot—enumerate all or even most of the content that students should learn. The Standards must therefore be complemented by a well-developed, content-rich curriculum consistent with the expectations laid out in this document.
2. While the Standards focus on what is most essential, they do not describe all that can or should be taught. A great deal is left to the discretion of teachers and curriculum developers. The aim of the Standards is to articulate the fundamentals, not to set out an exhaustive list or a set of restrictions that limits what can be taught beyond what is specified herein.
3. The Standards do not define the nature of advanced work for students who meet the Standards prior to the end of high school. For those students, advanced work in such areas as literature, composition, language, and journalism should be available. This work should provide the next logical step up from the college and career readiness baseline established here.
4. The Standards set grade-specific standards but do not define the intervention methods or materials necessary to support students who are well below or well above grade-level expectations. No set of grade-specific standards can fully reflect the great variety in abilities, needs, learning rates, and achievement levels of students in any given classroom. However, the Standards do provide clear signposts along the way to the goal of college and career readiness for all students.
5. It is also beyond the scope of the Standards to define the full range of supports appropriate for English language learners and for students with special needs. At the same time, all students must have the opportunity to learn and meet the same high standards if they are to access the knowledge and skills necessary in their post-high school lives.

Each grade will include students who are still acquiring English. For those students, it is possible to meet the standards in reading, writing, speaking, and listening without displaying native-like control of conventions and vocabulary.

The Standards should also be read as allowing for the widest possible range of students to participate fully from the outset and as permitting appropriate accommodations to ensure maximum participation of students with special education needs. For example, for students with disabilities reading should allow for the use of Braille, screen-reader technology, or other assistive devices, while writing should include the use of a scribe, computer, or speech-to-text technology. In a similar vein, speaking and listening should be interpreted broadly to include sign language.

6. While the ELA and content area literacy components described herein are critical to college and career readiness, they do not define the whole of such readiness. Students require a wide-ranging, rigorous academic preparation and, particularly in the early grades, attention to such matters as social, emotional, and physical development and approaches to learning. Similarly, the Standards define literacy expectations in history/social studies, science, and technical subjects, but literacy standards in other areas, such as mathematics and health education, modeled on those in this document are strongly encouraged to facilitate a comprehensive, school wide literacy program.

## **Students Who are Career and College Ready in Reading, Writing, Speaking, Listening, and Language**

The descriptions that follow are not standards themselves but instead offer a portrait of students who meet the standards set out in this document. As students advance through the grades and master the standards in reading, writing, speaking, listening, and language, they are able to exhibit with increasing fullness and regularity these capacities of the literate individual.

### **They demonstrate independence.**

Students can, without significant scaffolding, comprehend and evaluate complex texts across a range of types and disciplines, and they can construct effective arguments and convey intricate or multifaceted information. Likewise, students are able independently to discern a speaker's key points, request clarification, and ask relevant questions. They build on others' ideas, articulate their own ideas, and confirm they have been understood. Without prompting, they demonstrate command of standard English and acquire and use a wide-ranging vocabulary. More broadly, they become self-directed learners, effectively seeking out and using resources to assist them, including teachers, peers, and print and digital reference materials.

### **They build strong content knowledge.**

Students establish a base of knowledge across a wide range of subject matter by engaging with works of quality and substance. They become proficient in new areas through research and study. They read purposefully and listen attentively to gain both general knowledge and discipline-specific expertise. They refine and share their knowledge through writing and speaking.

### **They respond to the varying demands of audience, task, purpose, and discipline.**

Students adapt their communication in relation to audience, task, purpose, and discipline. They set and adjust purpose for reading, writing, speaking, listening, and language use as warranted by the task. They appreciate nuances, such as how the composition of an audience should affect tone when speaking and how the connotations of words affect meaning. They also know that different disciplines call for different types of evidence (e.g., documentary evidence in history, experimental evidence in science).

### **They comprehend as well as critique.**

Students are engaged and open-minded—but discerning—readers and listeners. They work diligently to understand precisely what an author or speaker is saying, but they also question an author's or speaker's assumptions and premises and assess the veracity of claims and the soundness of reasoning.

### **They value evidence.**

Students cite specific evidence when offering an oral or written interpretation of a text. They use relevant evidence when supporting their own points in writing and speaking, making their reasoning clear to the reader or listener, and they constructively evaluate others' use of evidence.

### **They use technology and digital media strategically and capably.**

Students employ technology thoughtfully to enhance their reading, writing, speaking, listening, and language use. They tailor their searches online to acquire useful information efficiently, and they integrate what they learn using technology with what they learn offline. They are familiar with the strengths and limitations of various technological tools and mediums and can select and use those best suited to their communication goals.

### **They come to understand other perspectives and cultures.**

Students appreciate that the twenty-first-century classroom and workplace are settings in which people from often widely divergent cultures and who represent diverse experiences and perspectives must learn and work together. Students actively seek to understand other perspectives and cultures through reading and

listening, and they are able to communicate effectively with people of varied backgrounds. They evaluate other points of view critically and constructively. Through reading great classic and contemporary works of literature representative of a variety of periods, cultures, and worldviews, students can vicariously inhabit worlds and have experiences much different than their own.

## **How to Read This Document**

### **Overall Document Organization**

The Standards comprise three main sections: a comprehensive K–5 section and two content area–specific sections for grades 6–12, one for ELA and one for history/social studies, science, and technical subjects. Three appendices accompany the main document.

Each section is divided into strands. K–5 and 6–12 ELA have Reading, Writing, Speaking and Listening, and Language strands; the 6–12 history/ social studies, science, and technical subjects section focuses on Reading and Writing. Each strand is headed by a strand-specific set of College and Career Readiness Anchor Standards that is identical across all grades and content areas.

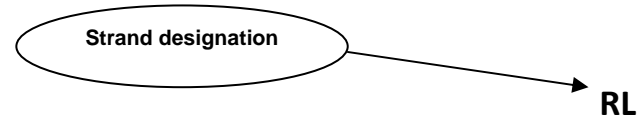
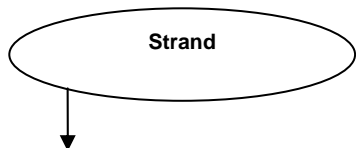
Standards for each grade within K–8 and for grades 9–10 and 11–12 follow the CCR anchor standards in each strand. Each grade-specific standard (as these standards are collectively referred to) corresponds to the same-numbered CCR anchor standard. Put another way, each CCR anchor standard has an accompanying grade-specific standard translating the broader CCR statement into grade-appropriate end-of-year expectations.

Individual CCR anchor standards can be identified by their strand, CCR status, and number (R.CCR.6, for example). Individual grade-specific standards can be identified by their strand, grade, and number (or number and letter, where applicable), so that RI.4.3, for example, stands for Reading, Informational Text, grade 4, standard 3 and W.5.1a stands for Writing, grade 5, standard 1a. Strand designations can be found on the right side of the full strand title.

An overview of the format of the North Dakota version of the Common Core is shown on the following page.

### **Who is responsible for which portion of the Standards**

A single K–5 section lists standards for reading, writing, speaking, listening, and language across the curriculum, reflecting the fact that most or all of the instruction students in these grades receive comes from one teacher. Grades 6–12 are covered in two content area–specific sections, the first for the English language arts teacher and the second for teachers of history/social studies, science, and technical subjects. Each section uses the same CCR anchor standards but also includes grade-specific standards tuned to the literacy requirements of the particular discipline(s).



# Reading Standards for Literature

RL

Kindergarten		Grade 1	Grade 2
--------------	--	---------	---------

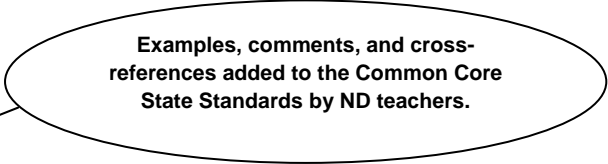
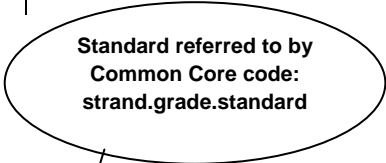
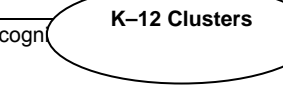
## Key Ideas and Details

Code	Standard		
RL.1	With prompting and support, ask and answer questions about key details in a text.	Ask and answer questions about key details in a text.	Ask and answer such questions as who, what, where, when, why, and how to demonstrate understanding of key details in a text.
RL.2	With prompting and support, retell familiar stories, including key details and their central message or lesson.	Retell stories, including key details, and demonstrate understanding of their central message or lesson.	Recount stories, including fables and folktales from diverse cultures, and determine their central message, lesson, or moral.
RL.3	With prompting and support, identify characters, settings, and major events in a story.	Describe characters, settings, and major events in a story, using key details.	Describe how characters in a story respond to major events and challenges.



## Craft and Structure

Code	Standard		
RL.4	Ask and answer questions about unknown words in a text.	Identify words and phrases that suggest feelings or appeal to the senses.	Describe how words and phrases (e.g., regular beats, alliteration, rhymes, repeated lines) supply rhythm and meaning in a story, poem, or song.
RL.5	Recognize and analyze the main events and how they are related in a story, drama, or informational text (e.g., storybooks, poems).	Explain major differences between books that tell stories and books that give information, drawing on a wide reading of a range of text types.	Describe the overall structure of a story, including describing how the beginning introduces the story and the ending concludes the action.
RL.6	With prompting and support, name the author and illustrator of a story and define the role of each in telling the story.	Identify who is telling the story at various points in a text.	Acknowledge differences in the points of view of characters, including by speaking in a different voice for each character when reading dialogue aloud.



### \*State Annotations to the Common Core

RL.2.6: See [Appendix A](#) for information about point of view.



## Key Features of the Standards

**Reading: Text complexity and the growth of comprehension**

The Reading standards place equal emphasis on the sophistication of what students read and the skill with which they read. Standard 10 defines a grade-by grade “staircase” of increasing text complexity that rises from beginning reading to the college and career readiness level. Whatever they are reading, students must also show a steadily growing ability to discern more from and make fuller use of text, including making an increasing number of connections among ideas and between texts, considering a wider range of textual evidence, and becoming more sensitive to inconsistencies, ambiguities, and poor reasoning in texts.

**Writing: Text types, responding to reading, and research**

The Standards acknowledge the fact that whereas some writing skills, such as the ability to plan, revise, edit, and publish, are applicable to many types of writing; other skills are more properly defined in terms of specific writing types: arguments, informative/explanatory texts, and narratives. Standard 9 stresses the importance of the writing-reading connection by requiring students to draw and write about evidence from literary and informational texts. Because of the centrality of writing to most forms of inquiry, research standards are prominently included in this strand, though skills important to research are infused throughout the document.

**Speaking and Listening: Flexible communication and collaboration**

Including but not limited to skills necessary for formal presentations, the Speaking and Listening standards require students to develop a range of broadly useful oral communication and interpersonal skills. Students must learn to work together, express and listen carefully to ideas, integrate information from oral, visual, quantitative, and media sources, evaluate what they hear, use media and visual displays strategically to help achieve communicative purposes, and adapt speech to context and task.

**Language: Conventions, effective use, and vocabulary**

The Language standards include the essential “rules” of standard written and spoken English, but they also approach language as a matter of craft and informed choice among alternatives. The vocabulary standards focus on understanding words and phrases, their relationships, and their nuances and on acquiring new vocabulary, particularly general academic and domain-specific words and phrases.

## [Appendices A, B, and C](#)

Several Appendices to the Common Core State Standards are published under separate cover. Appendix A contains supplementary material on reading, writing, speaking and listening, and language. Appendix B consists of text exemplars illustrating the complexity, quality, and range of reading appropriate for various grade levels with accompanying sample performance tasks. Appendix C includes annotated samples demonstrating at least adequate performance in student writing at various grade levels.

## **North Dakota English Language Arts and Literacy Standards, Grades K-5**

---

Based on the *Common Core State Standards for English Language Arts & Literacy in History/Social Studies, Science, and Technical Subjects*

## College and Career Readiness Anchor Standards for Reading

The K–5 standards on the following pages define what students should understand and be able to do by the end of each grade. They correspond to the College and Career Readiness (CCR) anchor standards below by number. The CCR and grade-specific standards are necessary complements—the former providing broad standards, the latter providing additional specificity—that together define the skills and understandings that all students must demonstrate.

### Key Ideas and Details

1. Read closely to determine what the text says explicitly and to make logical inferences from it; cite specific textual evidence when writing or speaking to support conclusions drawn from the text.
2. Determine central ideas or themes of a text and analyze their development; summarize the key supporting details and ideas.
3. Analyze how and why individuals, events, and ideas develop and interact over the course of a text.

### Craft and Structure

4. Interpret words and phrases as they are used in a text, including determining technical, connotative, and figurative meanings, and analyze how specific word choices shape meaning or tone.
5. Analyze the structure of texts, including how specific sentences, paragraphs, and larger portions of the text (e.g., a section, chapter, scene, or stanza) relate to each other and the whole.
6. Assess how point of view or purpose shapes the content and style of a text.

### Integration of Knowledge and Ideas

7. Integrate and evaluate content presented in diverse media and formats, including visually and quantitatively, as well as in words.\*
8. Delineate and evaluate the argument and specific claims in a text, including the validity of the reasoning as well as the relevance and sufficiency of the evidence.
9. Analyze how two or more texts address similar themes or topics in order to build knowledge or to compare the approaches the authors take.

### Range of Reading and Level of Text Complexity

10. Read and comprehend complex literary and informational texts independently and proficiently.

#### Note on range and content of student reading

To build a foundation for college and career readiness, students must read widely and deeply from among a broad range of high-quality, increasingly challenging literary and informational texts. Through extensive reading of stories, dramas, poems, and myths from diverse cultures and different time periods, students gain literary and cultural knowledge as well as familiarity with various text structures and elements. By reading texts in history/social studies, science, and other disciplines, students build a foundation of knowledge in these fields that will also give them the background to be better readers in all content areas. Students can only gain this foundation when the curriculum is intentionally and coherently structured to develop rich content knowledge within and across grades. Students also acquire the habits of reading independently and closely, which are essential to their future success.

\* Please see “Research to Build and Present Knowledge” in Writing and “Comprehension and Collaboration” in Speaking and Listening for additional standards relevant to gathering, assessing, and applying information from print and digital sources.

# Reading Standards for Literature

RL

Kindergarten		Grade 1	Grade 2
<b>Key Ideas and Details</b>			
Code	Standard		
RL.1	With prompting and support, ask and answer questions about key details in a text.	Ask and answer questions about key details in a text.	Ask and answer such questions as <i>who</i> , <i>what</i> , <i>where</i> , <i>when</i> , <i>why</i> , and <i>how</i> to demonstrate understanding of key details in a text.
RL.2	With prompting and support, retell familiar stories, including key details.	Retell stories, including key details, and demonstrate understanding of their central message or lesson.	Recount stories, including fables and folktales from diverse cultures, and determine their central message, lesson, or moral.
RL.3	With prompting and support, identify characters, settings, and major events in a story.	Describe characters, settings, and major events in a story, using key details.	Describe how characters in a story respond to major events and challenges.
<b>Craft and Structure</b>			
Code	Standard		
RL.4	Ask and answer questions about unknown words in a text.	Identify words and phrases in stories or poems that suggest feelings or appeal to the senses.	Describe how words and phrases (e.g., regular beats, alliteration, rhymes, repeated lines) supply rhythm and meaning in a story, poem, or song.
RL.5	Recognize common types of texts (e.g., storybooks, poems).*	Explain major differences between books that tell stories and books that give information, drawing on a wide reading of a range of text types.	Describe the overall structure of a story, including describing how the beginning introduces the story and the ending concludes the action.
RL.6	With prompting and support, name the author and illustrator of a story and define the role of each in telling the story.	Identify who is telling the story at various points in a text.	Acknowledge differences in the points of view of characters, including by speaking in a different voice for each character when reading dialogue aloud.
<b>Integration of Knowledge and Ideas</b>			
Code	Standard		
RL.7	With prompting and support, describe the relationship between illustrations and the story in which they appear (e.g., what moment in a story an illustration depicts).	Use illustrations and details in a story to describe its characters, setting, or events.	Use information gained from the illustrations and words in a print or digital text to demonstrate understanding of its characters, setting, or plot.
RL.8	(Not applicable to literature)	(Not applicable to literature)	(Not applicable to literature)

## \*State Annotations to the Common Core

RL.K.5: Additional types of texts include fairy tales and nursery rhymes.

# Reading Standards for Literature

RL

Kindergarten	Grade 1	Grade 2
--------------	---------	---------

## Integration of Knowledge and Ideas, continued

Code	Standard		
RL.9	With prompting and support, compare and contrast the adventures and experiences of characters in familiar stories.	Compare and contrast the adventures and experiences of characters in stories.	Compare and contrast two or more versions of the same story (e.g., Cinderella stories) by different authors or from different cultures.

## Range of Reading and Level of Text Complexity

Code	Standard		
RL.10	Actively engage in group reading activities with purpose and understanding.	With prompting and support, read prose and poetry of appropriate complexity* for grade 1.	By the end of the year, read and comprehend literature, including stories and poetry, in the grades 2–3 text complexity band* proficiently, with scaffolding as needed at the high end of the range.

### \*State Annotations to the Common Core

RL.1–2.10: See [Appendix A](#), pages 2–16 for additional information about [complexity band](#).

# Reading Standards for Informational Text

RI

Kindergarten		Grade 1	Grade 2
<b>Key Ideas and Details</b>			
Code	Standard		
RI.1	With prompting and support, ask and answer questions about key details in a text.	Ask and answer questions about key details in a text.	Ask and answer such questions as <i>who</i> , <i>what</i> , <i>where</i> , <i>when</i> , <i>why</i> , and <i>how</i> to demonstrate understanding of key details in a text.
RI.2	With prompting and support, identify the main topic and retell key details of a text.	Identify the main topic and retell key details of a text.	Identify the main topic of a multi-paragraph text as well as the focus of specific paragraphs within the text.
RI.3	With prompting and support, describe the connection between two individuals, events, ideas, or pieces of information in a text.	Describe the connection between two individuals, events, ideas, or pieces of information in a text.	Describe the connection between a series of historical events, scientific ideas or concepts, or steps in technical procedures in a text.
<b>Craft and Structure</b>			
Code	Standard		
RI.4	With prompting and support, ask and answer questions about unknown words in a text.	Ask and answer questions to help determine or clarify the meaning of words and phrases in a text.	Determine the meaning of words and phrases in a text relevant to a <i>grade 2 topic or subject area</i> .
RI.5	Identify the front cover, back cover, and title page of a book.	Know and use various text features (e.g., headings, tables of contents, glossaries, electronic menus, icons) to locate key facts or information in a text.	Know and use various text features (e.g., captions, bold print, subheadings, glossaries, indexes, electronic menus, icons) to locate key facts or information in a text efficiently.
RI.6	Name the author and illustrator of a text and define the role of each in presenting the ideas or information in a text.*	Distinguish between information provided by pictures or other illustrations and information provided by the words in a text.	Identify the main purpose of a text, including what the author wants to answer, explain, or describe.
<b>Integration of Knowledge and Ideas</b>			
Code	Standard		
RI.7	With prompting and support, describe the relationship between illustrations and the text in which they appear (e.g., what person, place, thing, or idea in the text an illustration depicts).	Use the illustrations and details in a text to describe its key ideas.	Explain how specific images (e.g., a diagram showing how a machine works) contribute to and clarify a text.
RI.8	With prompting and support, identify the reasons an author gives to support points in a text.	Identify the reasons an author gives to support points in a text.	Describe how reasons support specific points the author makes in a text.

**\*State Annotations to the Common Core**

RI.K.6: As in RL.K.6, teacher may use prompting and support.

# Reading Standards for Informational Text

RI

Kindergarten	Grade 1	Grade 2
--------------	---------	---------

## Integration of Knowledge and Ideas, continued

Code	Standard		
RI.9	With prompting and support, identify basic similarities in and differences between two texts on the same topic (e.g., in illustrations, descriptions, or procedures).	Identify basic similarities in and differences between two texts on the same topic (e.g., in illustrations, descriptions, or procedures).	Compare and contrast the most important points presented by two texts on the same topic.

## Range of Reading and Level of Text Complexity

Code	Standard		
RI.10	Actively engage in group reading activities with purpose and understanding.	With prompting and support, read informational texts appropriately complex* for grade 1.	By the end of the year, read and comprehend informational texts, including history/social studies, science, and technical texts, in the grades 2–3 text complexity band* proficiently, with scaffolding as needed at the high end of the range.*

### \*State Annotations to the Common Core

RI.1–2.10: See [Appendix A](#), pages 2–16 for additional information about [complexity band](#).

# Reading Standards: Foundational Skills

RF

Kindergarten	Grade 1
--------------	---------

## Print Concepts\*

Code	Standard	Standard
RF.1	<p>Demonstrate understanding of the organization and basic features of print.</p> <ul style="list-style-type: none"> <li>a. Follow words from left to right, top to bottom, and page by page.</li> <li>b. Recognize that spoken words are represented in written language by specific sequences of letters.</li> <li>c. Understand that words are separated by spaces in print.</li> <li>d. Recognize and name all upper- and lowercase letters of the alphabet.</li> </ul>	<p>Demonstrate understanding of the organization and basic features of print.</p> <ul style="list-style-type: none"> <li>a. Recognize the distinguishing features of a sentence (e.g., first word, capitalization, ending punctuation).</li> </ul>

## Phonological Awareness\*

Code	Standard	Standard
RF.2	<p>Demonstrate understanding of spoken words, syllables, and sounds (phonemes).</p> <ul style="list-style-type: none"> <li>a. Recognize and produce rhyming words.</li> <li>b. Count, pronounce, blend, and segment syllables in spoken words.</li> <li>c. Blend and segment onsets and rimes of single-syllable spoken words.*</li> <li>d. Isolate and pronounce the initial, medial vowel, and final sounds (phonemes) in three-phoneme (consonant-vowel-consonant, or CVC) words.† (This does not include CVCs ending with /l/, /r/, or /x/.)</li> <li>e. Add or substitute individual sounds (phonemes) in simple, one-syllable words to make new words.</li> </ul>	<p>Demonstrate understanding of spoken words, syllables, and sounds (phonemes).</p> <ul style="list-style-type: none"> <li>a. Distinguish long from short vowel sounds in spoken single-syllable words.</li> <li>b. Orally produce single-syllable words by blending sounds (phonemes), including consonant blends.</li> <li>c. Isolate and pronounce initial, medial vowel, and final sounds (phonemes) in spoken single-syllable words.</li> <li>d. Segment spoken single-syllable words into their complete sequence of individual sounds (phonemes).</li> </ul>

### \*State Annotations to the Common Core

Standards 1–2 (Print Concepts and Phonological Awareness) are found in Grades K–1 only.

RF.K.2c: Onsets and consonants that precede the initial vowel in a one syllable word; rimes are any vowels and consonants that follow the onset. Words with onsets and rimes include: /c/ /at/, /d/ /og/, /l/ /ike/, /sh/ /ut/.

### †Common Core Annotations

RF.K.2d: Words, syllables, or phonemes written in /slashes/refer to their pronunciation or phonology. Thus, /CVC/ is a word with three phonemes regardless of the number of letters in the spelling of the word.



# Reading Standards: Foundational Skills

RF

Kindergarten	Grade 1	Grade 2
--------------	---------	---------

## Phonics and Word Recognition

Code	Standard		
RF.3	<p>Know and apply grade-level phonics and word analysis skills in decoding words.</p> <ul style="list-style-type: none"> <li>a. Demonstrate basic knowledge of one-to-one letter-sound correspondences by producing the primary or many of the most frequent sounds for each consonant.</li> <li>b. Associate the long and short sounds with the common spellings (graphemes) for the five major vowels.*</li> <li>c. Read common high-frequency words by sight. (e.g., the, of, to, you, she, my, is, are, do, does).</li> <li>d. Distinguish between similarly spelled words by identifying the sounds of the letters that differ.</li> </ul>	<p>Know and apply grade-level phonics and word analysis skills in decoding words.</p> <ul style="list-style-type: none"> <li>a. Know the spelling-sound correspondences for common consonant digraphs.</li> <li>b. Decode regularly spelled one-syllable words.</li> <li>c. Know final -e and common vowel team conventions for representing long vowel sounds.*</li> <li>d. Use knowledge that every syllable must have a vowel sound to determine the number of syllables in a printed word.</li> <li>e. Decode two-syllable words following basic patterns by breaking the words into syllables.</li> <li>f. Read words with inflectional endings.</li> <li>g. Recognize and read grade-appropriate irregularly spelled words.</li> </ul>	<p>Know and apply grade-level phonics and word analysis skills in decoding words.</p> <ul style="list-style-type: none"> <li>a. Distinguish long and short vowels when reading regularly spelled one-syllable words.</li> <li>b. Know spelling-sound correspondences for additional common vowel teams.</li> <li>c. Decode regularly spelled two-syllable words with long vowels.</li> <li>d. Decode words with common prefixes and suffixes.</li> <li>e. Identify words with inconsistent but common spelling-sound correspondences.</li> <li>f. Recognize and read grade-appropriate irregularly spelled words.</li> </ul>

## Fluency

Code	Standard		
RF.4	<p>Read emergent-reader texts with purpose and understanding.</p>	<p>Read with sufficient accuracy and fluency to support comprehension.</p> <ul style="list-style-type: none"> <li>a. Read on-level text with purpose and understanding.</li> <li>b. Read on-level text orally with accuracy, appropriate rate, and expression on successive readings.</li> <li>c. Use context to confirm or self-correct word recognition and understanding, rereading as necessary.</li> </ul>	<p>Read with sufficient accuracy and fluency to support comprehension.</p> <ul style="list-style-type: none"> <li>a. Read on-level text with purpose and understanding.</li> <li>b. Read on-level text orally with accuracy, appropriate rate, and expression on successive readings.</li> <li>c. Use context to confirm or self-correct word recognition and understanding, rereading as necessary.</li> </ul>

### \*State Annotations to the Common Core

RF.K.3.b: Long vowel sounds such as those in CVCe (consonant, vowel, consonant, silent e) words (e.g., “made”).

RF.1.3.c: Common vowel teams include: ai, ay, ee, ea, oa.

# Reading Standards for Literature

RL

Grade 3		Grade 4	Grade 5
<b>Key Ideas and Details</b>			
Code	Standard		
RL.1	Ask and answer questions to demonstrate understanding of a text, referring explicitly to the text as the basis for the answers.	Refer to details and examples in a text when explaining what the text says explicitly and when drawing inferences from the text.	Quote accurately from a text when explaining what the text says explicitly and when drawing inferences from the text.
RL.2	Recount stories, including fables, folktales, and myths from diverse cultures; determine the central message, lesson, or moral and explain how it is conveyed through key details in the text.	Determine a theme of a story, drama, or poem from details in the text; summarize the text.	Determine a theme of a story, drama, or poem from details in the text, including how characters in a story or drama respond to challenges or how the speaker in a poem reflects upon a topic; summarize the text.
RL.3	Describe characters in a story (e.g., their traits, motivations, or feelings) and explain how their actions contribute to the sequence of events.	Describe in depth a character, setting, or event in a story or drama, drawing on specific details in the text (e.g., a character's thoughts, words, or actions).	Compare and contrast two or more characters, settings, or events in a story or drama, drawing on specific details in the text (e.g., how characters interact).
<b>Craft and Structure</b>			
Code	Standard		
RL.4	Determine the meaning of words and phrases as they are used in a text, distinguishing literal from nonliteral language.	Determine the meaning of words and phrases as they are used in a text, including those that allude to significant characters found in mythology (e.g., Herculean).	Determine the meaning of words and phrases as they are used in a text, including figurative language such as metaphors and similes.
RL.5	Refer to parts of stories, dramas, and poems when writing or speaking about a text, using terms such as chapter, scene, and stanza; describe how each successive part builds on earlier sections.	Explain major differences between poems, drama, and prose, and refer to the structural elements of poems (e.g., verse, rhythm, meter) and drama (e.g., casts of characters, settings, descriptions, dialogue, stage directions) when writing or speaking about a text.	Explain how a series of chapters, scenes, or stanzas fits together to provide the overall structure of a particular story, drama, or poem.
RL.6	Distinguish their own point of view from that of the narrator or those of the characters.	Compare and contrast the point of view from which different stories are narrated, including the difference between first- and third-person narrations.	Describe how a narrator's or speaker's point of view influences how events are described.

# Reading Standards for Literature

RL

Grade 3		Grade 4	Grade 5
<b>Integration of Knowledge and Ideas</b>			
Code	Standard		
RL.7	Explain how specific aspects of a text's illustrations contribute to what is conveyed by the words in a story (e.g., create mood, emphasize aspects of a character or setting).	Make connections between the text of a story or drama and a visual or oral presentation of the text, identifying where each version reflects specific descriptions and directions in the text.*	Analyze how visual and multimedia elements contribute to the meaning, tone, or beauty of a text (e.g., graphic novel, multimedia presentation of fiction, folktale, myth, poem).
RL.8	Not applicable to literature	Not applicable to literature	Not applicable to literature
RL.9	Compare and contrast the themes, settings, and plots of stories written by the same author about the same or similar characters (e.g., in books from a series).	Compare and contrast the treatment of similar themes and topics (e.g., opposition of good and evil) and patterns of events (e.g., the quest) in stories, myths, and traditional literature from different cultures.	Compare and contrast stories in the same genre (e.g., mysteries and adventure stories) on their approaches to similar themes and topics.
<b>Range of Reading and Level of Text Complexity</b>			
Code	Standard		
RL.10	By the end of the year, read and comprehend literature, including stories, dramas, and poetry, at the high end of the grades 2–3 text complexity band* independently and proficiently.	By the end of the year, read and comprehend literature, including stories, dramas, and poetry, in the grades 4–5 text complexity band* proficiently, with scaffolding as needed at the high end of the range.	By the end of the year, read and comprehend literature, including stories, dramas, and poetry, at the high end of grades 4–5 text complexity band* independently and proficiently.

## \*State Annotations to the Common Core

RL.4.7: For example, make connections between the same story through different media formats (e.g., book, movie, play, poetry, song).

RL.3-5.10: See [Appendix A](#), pages 2–16 for additional information about [complexity band](#).

# Reading Standards for Informational Text

RI

Grade 3		Grade 4	Grade 5
<b>Key Ideas and Details</b>			
Code	Standard		
RI.1	Ask and answer questions to demonstrate understanding of a text, referring explicitly to the text as the basis for the answers.	Refer to details and examples in a text when explaining what the text says explicitly and when drawing inferences from the text.	Quote accurately from a text when explaining what the text says explicitly and when drawing inferences from the text.
RI.2	Determine the main idea of a text; recount the key details and explain how they support the main idea.	Determine the main idea of a text and explain how it is supported by key details; summarize the text.	Determine two or more main ideas of a text and explain how they are supported by key details; summarize the text.
RI.3	Describe the relationship between a series of historical events, scientific ideas or concepts, or steps in technical procedures in a text, using language that pertains to time, sequence, and cause/effect.	Explain events, procedures, ideas, or concepts in a historical, scientific, or technical text, including what happened and why, based on specific information in the text.	Explain the relationships or interactions between two or more individuals, events, ideas, or concepts in a historical, scientific, or technical text based on specific information in the text.
<b>Craft and Structure</b>			
Code	Standard		
RI.4	Determine the meaning of general academic and domain-specific words and phrases in a text relevant to a <i>grade 3 topic or subject area</i> .	Determine the meaning of general academic and domain-specific words or phrases in a text relevant to a <i>grade 4 topic or subject area</i> .	Determine the meaning of general academic and domain-specific words and phrases in a text relevant to a <i>grade 5 topic or subject area</i> .
RI.5	Use text features and search tools (e.g., key words, sidebars, hyperlinks) to locate information relevant to a given topic efficiently.*	Describe the overall structure (e.g., chronology, comparison, cause/effect, problem/solution) of events, ideas, concepts, or information in a text or part of a text.	Compare and contrast the overall structure (e.g., chronology, comparison, cause/effect, problem/solution) of events, ideas, concepts, or information in two or more texts.
RI.6	Distinguish their own point of view from that of the author of a text.	Compare and contrast a firsthand and secondhand account of the same event or topic; describe the differences in focus and the information provided.	Analyze multiple accounts of the same event or topic, noting important similarities and differences in the point of view they represent.

## \*State Annotations to the Common Core

RI.3.5: See “text features” in the [glossary](#). Text features include title, illustrations, captions, diagrams, labels, timelines, headings, subheadings, graphics, tables, conventions of print, table-of-contents, index, glossary, italics, and cross-sections.

# Reading Standards for Informational Text

RI

Grade 3	Grade 4	Grade 5
---------	---------	---------

## Integration of Knowledge and Ideas

Code	Standard		
RI.7	Use information gained from illustrations (e.g., maps, photographs) and the words in a text to demonstrate understanding of the text (e.g., where, when, why, and how key events occur).	Interpret information presented visually, orally, or quantitatively (e.g., in charts, graphs, diagrams, timelines, animations, or interactive elements on Web pages) and explain how the information contributes to an understanding of the text in which it appears.	Draw on information from multiple print or digital sources, demonstrating the ability to locate an answer to a question quickly or to solve a problem efficiently.
RI.8	Describe the logical connection between particular sentences and paragraphs in a text (e.g., comparison, cause/effect, first/second/third in a sequence).	Explain how an author uses reasons and evidence to support particular points in a text.	Explain how an author uses reasons and evidence to support particular points in a text, identifying which reasons and evidence supports which point(s).
RI.9	Describe the logical connection between particular sentences and paragraphs in a text (e.g., comparison, cause/effect, first/second/third in a sequence).	Integrate information from two texts on the same topic in order to write or speak about the subject knowledgeably.	Integrate information from several texts on the same topic in order to write or speak about the subject knowledgeably.

## Range of Reading and Level of Text Complexity

Code	Standard		
RI.10	By the end of the year, read and comprehend informational texts, including history/social studies, science, and technical texts, at the high end of the grades 2–3 text complexity band* independently and proficiently.	By the end of the year, read and comprehend informational texts, including history/social studies, science, and technical texts, in the grades 4–5 text complexity band* proficiently, with scaffolding as needed at the high end of the range.	By the end of the year, read and comprehend informational texts, including history/social studies, science, and technical texts, at the high end of the grades 4–5 text complexity band* independently and proficiently.

### \*State Annotations to the Common Core

RI.3-5.10: See [Appendix A](#), pages 2–16 for additional information about [complexity band](#).

# Reading Standards: Foundational Skills

RF

Grade 3		Grade 4		Grade 5		
<b>Phonics and Word Recognition</b>						
Code	Standard		Standard		Standard	
RF.3*	Know and apply grade-level phonics and word analysis skills in decoding words. <ol style="list-style-type: none"> <li>Identify and know the meaning of the most common prefixes and derivational suffixes.</li> <li>Decode words with common Latin suffixes.</li> <li>Decode multi-syllable words.</li> <li>Read grade-appropriate irregularly spelled words.</li> </ol>		Know and apply grade-level phonics and word analysis skills in decoding words. <ol style="list-style-type: none"> <li>Use combined knowledge of all letter-sound correspondences, syllabication patterns, and morphology (e.g., roots and affixes) to read accurately unfamiliar multisyllabic words in context and out of context.</li> </ol>		Know and apply grade-level phonics and word analysis skills in decoding words. <ol style="list-style-type: none"> <li>Use combined knowledge of all letter-sound correspondences, syllabication patterns, and morphology (e.g. roots and affixes) to read accurately unfamiliar multisyllabic words in context and out of context.</li> </ol>	
<b>Fluency</b>						
Code	Standard		Standard		Standard	
RF.4	Read with sufficient accuracy and fluency to support comprehension. <ol style="list-style-type: none"> <li>Read on-level text with purpose and understanding.</li> <li>Read on-level prose and poetry orally with accuracy, appropriate rate, and expression on successive readings.</li> <li>Use context to confirm or self-correct word recognition and understanding, rereading as necessary.</li> </ol>		Read with sufficient accuracy and fluency to support comprehension. <ol style="list-style-type: none"> <li>Read on-level text with purpose and understanding.</li> <li>Read on-level prose and poetry orally with accuracy, appropriate rate, and expression on successive readings.</li> <li>Use context to confirm or self-correct word recognition and understanding, rereading as necessary.</li> </ol>		Read with sufficient accuracy and fluency to support comprehension. <ol style="list-style-type: none"> <li>Read on-level text with purpose and understanding.</li> <li>Read on-level prose and poetry orally with accuracy, appropriate rate, and expression on successive readings.</li> <li>Use context to confirm or self-correct word recognition and understanding, rereading as necessary.</li> </ol>	

**\*State Annotations to the Common Core**

Standards 1–2 in the Reading Foundations section apply to Grades K–1 only.

## College and Career Readiness Anchor Standards for Writing

The K–5 standards on the following pages define what students should understand and be able to do by the end of each grade. They correspond to the College and Career Readiness (CCR) anchor standards below by number. The CCR and grade-specific standards are necessary complements—the former providing broad standards, the latter providing additional specificity—that together define the skills and understandings that all students must demonstrate.

### Text Types and Purposes\*

1. Write arguments to support claims in an analysis of substantive topics or texts, using valid reasoning and relevant and sufficient evidence.
2. Write informative/explanatory texts to examine and convey complex ideas and information clearly and accurately through the effective selection, organization, and analysis of content.
3. Write narratives to develop real or imagined experiences or events using effective technique, well-chosen details, and well-structured event sequences.

### Production and Distribution of Writing

4. Produce clear and coherent writing in which the development, organization, and style are appropriate to task, purpose, and audience.
5. Develop and strengthen writing as needed by planning, revising, editing, rewriting, or trying a new approach.
6. Use technology, including the Internet, to produce and publish writing and to interact and collaborate with others.

### Research to Build and Present Knowledge

7. Conduct short as well as more sustained research projects based on focused questions, demonstrating understanding of the subject under investigation.
8. Gather relevant information from multiple print and digital sources, assess the credibility and accuracy of each source, and integrate the information while avoiding plagiarism.
9. Draw evidence from literary or informational texts to support analysis, reflection, and research.

### Range of Writing

10. Write routinely over extended time frames (time for research, reflection, and revision) and shorter time frames (a single sitting or a day or two) for a range of tasks, purposes, and audiences.

#### Note on range and content of student writing

To build a foundation for college and career readiness, students need to learn to use writing as a way of offering and supporting opinions, demonstrating understanding of the subjects they are studying, and conveying real and imagined experiences and events. They learn to appreciate that a key purpose of writing is to communicate clearly to an external, sometimes unfamiliar audience, and they begin to adapt the form and content of their writing to accomplish a particular task and purpose. They develop the capacity to build knowledge on a subject through research projects and to respond analytically to literary and informational sources. To meet these goals, students must devote significant time and effort to writing, producing numerous pieces over short and extended time frames throughout the year.

\*These broad types of writing include many subgenres. See [Appendix A](#) pages 23–25 for definitions of key writing types.

# Writing Standards

W

Kindergarten		Grade 1	Grade 2
<b>Text Types and Purposes</b>			
Code	Standard		
W.1	Use a combination of drawing, dictating, and writing to compose opinion pieces in which they tell a reader the topic or the name of the book they are writing about and state an opinion or preference about the topic or book (e.g., <i>My favorite book is. . .</i> ).	Write opinion pieces in which they introduce the topic or name the book they are writing about, state an opinion, supply a reason for the opinion, and provide some sense of closure.*	Write opinion pieces in which they introduce the topic or book they are writing about, state an opinion, supply reasons that support the opinion, use linking words (e.g., <i>because, and, also</i> ) to connect opinion and reasons, and provide a concluding statement or section.*
W.2	Use a combination of drawing, dictating, and writing to compose informative/explanatory texts in which they name what they are writing about and supply some information about the topic.	Write informative/explanatory texts in which they name a topic, supply some facts about the topic, and provide some sense of closure.	Write informative/explanatory texts in which they introduce a topic, use facts and definitions to develop points, and provide a concluding statement or section.
W.3	Use a combination of drawing, dictating, and writing to narrate a single event or several loosely linked events, tell about the events in the order in which they occurred, and provide a reaction to what happened.	Write narratives in which they recount two or more appropriately sequenced events, include some details regarding what happened, use temporal words to signal event order, and provide some sense of closure.	Write narratives in which they recount a well-elaborated event or short sequence of events, include details to describe actions, thoughts, and feelings, use temporal words to signal event order, and provide a sense of closure.
<b>Production and Distribution of Writing</b>			
Code	Standard		
W.4	(Begins in grade 3)*	(Begins in grade 3)*	(Begins in grade 3)*
W.5	With guidance and support from adults, respond to questions and suggestions from peers and add details to strengthen writing as needed.	With guidance and support from adults, focus on a topic, respond to questions and suggestions from peers, and add details to strengthen writing as needed.	With guidance and support from adults and peers, focus on a topic and strengthen writing as needed by revising and editing.
W.6	With guidance and support from adults, explore a variety of digital tools to produce and publish writing, including in collaboration with peers.	With guidance and support from adults, use a variety of digital tools to produce and publish writing, including in collaboration with peers.	With guidance and support from adults, use a variety of digital tools to produce and publish writing, including in collaboration with peers.

## \*State Annotations to the Common Core

W.1–2.1: See [Appendix A](#), pages 24–25 for more information about writing arguments.

W.K–2.4: Students at this age may produce writing in which development and organization are appropriate to a task and purpose, with guidance and support from adults. Grade-specific expectations for writing types are defined in standards 1–3 above.



# Writing Standards

W

Kindergarten		Grade 1	Grade 2
<b>Research to Build and Present Knowledge</b>			
Code	Standard		
W.7	Participate in shared research and writing projects (e.g., explore a number of books by a favorite author and express opinions about them).	Participate in shared research and writing projects (e.g., explore a number of "how-to" books on a given topic and use them to write a sequence of instructions).	Participate in shared research and writing projects (e.g., read a number of books on a single topic to produce a report; record science observations).
W.8	With guidance and support from adults, recall information from experiences or gather information from provided sources to answer a question.	With guidance and support from adults, recall information from experiences or gather information from provided sources to answer a question.	Recall information from experiences or gather information from provided sources to answer a question.
W.9	(Begins in grade 4)	(Begins in grade 4)	(Begins in grade 4)
<b>Range of Writing</b>			
Code	Standard		
W.10	(Begins in grade 3)	(Begins in grade 3)	(Begins in grade 3)

# Writing Standards

W

Grade 3		Grade 4	Grade 5
Text Types and Purposes			
Code	Standard		
W.1	<p>Write opinion pieces* on familiar topics or texts, supporting a point of view with reasons.</p> <ol style="list-style-type: none"> <li>Introduce the topic or text they are writing about, state an opinion, and create an organizational structure that lists reasons.</li> <li>Provide reasons that support the opinion.</li> <li>Use linking words and phrases (e.g., <i>because, therefore, since, for example</i>) to connect opinion and reasons.</li> <li>Provide a concluding statement or section.</li> </ol>	<p>Write opinion pieces* on topics or texts, supporting a point of view with reasons and information.</p> <ol style="list-style-type: none"> <li>Introduce a topic or text clearly, state an opinion, and create an organizational structure in which related ideas are grouped to support the writer's purpose.</li> <li>Provide reasons that are supported by facts and details.</li> <li>Link opinion and reasons using words and phrases (e.g., <i>for instance, in order to, in addition</i>).</li> <li>Provide a concluding statement or section related to the opinion presented.</li> </ol>	<p>Write opinion pieces* on topics or texts, supporting a point of view with reasons and information.</p> <ol style="list-style-type: none"> <li>Introduce a topic or text clearly, state an opinion, and create an organizational structure in which ideas are logically grouped to support the writer's purpose.</li> <li>Provide logically ordered reasons that are supported by facts and details.</li> <li>Link opinion and reasons using words, phrases, and clauses (e.g., <i>consequently, specifically</i>).</li> <li>Provide a concluding statement or section related to the opinion presented.</li> </ol>
W.2	<p>Write informative/explanatory texts to examine a topic and convey ideas and information clearly.</p> <ol style="list-style-type: none"> <li>Introduce a topic and group related information together; include illustrations when useful to aiding comprehension.</li> <li>Develop the topic with facts, definitions, and details.</li> <li>Use linking words and phrases (e.g., <i>also, another, and, more, but</i>) to connect ideas within categories of information.</li> <li>Provide a concluding statement or section.</li> </ol>	<p>Write informative/explanatory texts to examine a topic and convey ideas and information clearly.</p> <ol style="list-style-type: none"> <li>Introduce a topic clearly and group related information in paragraphs and sections; include formatting (e.g., headings), illustrations, and multimedia when useful to aiding comprehension.</li> <li>Develop the topic with facts, definitions, concrete details, quotations, or other information and examples related to the topic.</li> <li>Link ideas within categories of information using words and phrases (e.g., <i>another, for example, also, because</i>).</li> <li>Use precise language and domain-specific vocabulary to inform about or explain the topic.</li> <li>Provide a concluding statement or section related to the information or explanation presented.</li> </ol>	<p>Write informative/explanatory texts to examine a topic and convey ideas and information clearly.</p> <ol style="list-style-type: none"> <li>Introduce a topic clearly, provide a general observation and focus, and group related information logically; include formatting (e.g., headings), illustrations, and multimedia when useful to aiding comprehension.</li> <li>Develop the topic with facts, definitions, concrete details, quotations, or other information and examples related to the topic.</li> <li>Link ideas within and across categories of information using words, phrases, and clauses (e.g., <i>in contrast, especially</i>).</li> <li>Use precise language and domain-specific vocabulary to inform about or explain the topic.</li> <li>Provide a concluding statement or section related to the information or explanation presented.</li> </ol>

## \*State Annotations to the Common Core

W.3-5.1: See [Appendix A](#), pages 24–25 for more information about writing arguments.

# Writing Standards

W

Grade 3	Grade 4	Grade 5
---------	---------	---------

## Text Types and Purposes

Code	Standard	Standard	Standard
W.3	<p>Write narratives* to develop real or imagined experiences or events using effective technique, descriptive details, and clear event sequences.</p> <ol style="list-style-type: none"> <li>Establish a situation and introduce a narrator and/or characters; organize an event sequence that unfolds naturally.</li> <li>Use dialogue and descriptions of actions, thoughts, and feelings to develop experiences and events or show the response of characters to situations.</li> <li>Use temporal words and phrases to signal event order.</li> <li>Provide a sense of closure.</li> </ol>	<p>Write narratives* to develop real or imagined experiences or events using effective technique, descriptive details, and clear event sequences.</p> <ol style="list-style-type: none"> <li>Orient the reader by establishing a situation and introducing a narrator and/or characters; organize an event sequence that unfolds naturally.</li> <li>Use dialogue and description to develop experiences and events or show the responses of characters to situations.</li> <li>Use a variety of transitional words and phrases to manage the sequence of events.</li> <li>Use concrete words and phrases and sensory details to convey experiences and events precisely.</li> <li>Provide a conclusion that follows from the narrated experiences or events.</li> </ol>	<p>Write narratives* to develop real or imagined experiences or events using effective technique, descriptive details, and clear event sequences.</p> <ol style="list-style-type: none"> <li>Orient the reader by establishing a situation and introducing a narrator and/or characters; organize an event sequence that unfolds naturally.</li> <li>Use narrative techniques, such as dialogue, description, and pacing, to develop experiences and events or show the responses of characters to situations.</li> <li>Use a variety of transitional words, phrases, and clauses to manage the sequence of events.</li> <li>Use concrete words and phrases and sensory details to convey experiences and events precisely.</li> <li>Provide a conclusion that follows from the narrated experiences or events.</li> </ol>

## Production and Distribution of Writing

Code	Standard	Standard	Standard
W.4	With guidance and support from adults, produce writing in which the development and organization are appropriate to task and purpose. (Grade-specific expectations for writing types are defined in standards 1–3.)	Produce clear and coherent writing in which the development and organization are appropriate to task, purpose, and audience. (Grade-specific expectations for writing types are defined in standards 1–3.)	Produce clear and coherent writing in which the development and organization are appropriate to task, purpose, and audience. (Grade-specific expectations for writing types are defined in standards 1–3 above.)
W.5	With guidance and support from peers and adults, develop and strengthen writing as needed by planning, revising, and editing. (Editing for conventions should demonstrate command of Language standards 1–3 up to and including grade 3.)	With guidance and support from peers and adults, develop and strengthen writing as needed by planning, revising, and editing. (Editing for conventions should demonstrate command of Language standards 1–3 up to and including grade 4.)	With guidance and support from peers and adults, develop and strengthen writing as needed by planning, revising, editing, rewriting, or trying a new approach. (Editing for conventions should demonstrate command of Language standards 1–3 up to and including grade 5.)
W.6	With guidance and support from adults, use technology to produce and publish writing (using keyboarding skills) as well as to interact and collaborate with others.	With some guidance and support from adults, use technology, including the Internet, to produce and publish writing as well as to interact and collaborate with others; demonstrate sufficient command of keyboarding skills to type a minimum of one page in a single sitting.	With some guidance and support from adults, use technology, including the Internet, to produce and publish writing as well as to interact and collaborate with others; demonstrate sufficient command of keyboarding skills to type a minimum of two pages in a single sitting.

### \*State Annotations to the Common Core

W.3-5.3: See [Appendix A](#), pages 23–24 for more information about writing narratives.

# Writing Standards

W

Grade 3		Grade 4	Grade 5
<b>Research to Build and Present Knowledge</b>			
Code	Standard		
W.7	Conduct short research projects that build knowledge about a topic.	Conduct short research projects that build knowledge through investigation of different aspects of a topic.	Conduct short research projects that use several sources to build knowledge through investigation of different aspects of a topic.
W.8	Recall information from experiences or gather information from print and digital sources; take brief notes on sources and sort evidence into provided categories	Recall relevant information from experiences or gather relevant information from print and digital sources; take notes and categorize information, and provide a list of sources.	Recall relevant information from experiences or gather relevant information from print and digital sources; summarize or paraphrase information in notes and finished work, and provide a list of sources.
W.9	(Begins in grade 4)	<p>Draw evidence from literary or informational texts to support analysis, reflection, and research.</p> <p>a. Apply <i>grade 4 Reading standards</i> to literature (e.g., "Describe in depth a character, setting, or event in a story or drama, drawing on specific details in the text [e.g., a character's thoughts, words, or actions].").</p> <p>b. Apply <i>grade 4 Reading standards</i> to informational texts (e.g., "Explain how an author uses reasons and evidence to support particular points in a text.").</p>	<p>Draw evidence from literary or informational texts to support analysis, reflection, and research.</p> <p>a. Apply <i>grade 5 Reading standards</i> to literature (e.g., "Compare and contrast two or more characters, settings, or events in a story or a drama, drawing on specific details in the text [e.g., how characters interact].").</p> <p>b. Apply <i>grade 5 Reading standards</i> to informational texts (e.g., "Explain how an author uses reasons and evidence to support particular points in a text, identifying which reasons and evidence supports which point[s].").</p>

<b>Range of Writing</b>			
Code	Standard		
W.10	Write routinely over extended time frames (time for research, reflection, and revision) and shorter time frames (a single sitting or a day or two) for a range of discipline-specific tasks, purposes, and audiences.	Write routinely over extended time frames (time for research, reflection, and revision) and shorter time frames (a single sitting or a day or two) for a range of discipline-specific tasks, purposes, and audiences.	Write routinely over extended time frames (time for research, reflection, and revision) and shorter time frames (a single sitting or a day or two) for a range of discipline-specific tasks, purposes, and audiences.

## College and Career Readiness Anchor Standards for Speaking and Listening

The K–5 standards on the following pages define what students should understand and be able to do by the end of each grade. They correspond to the College and Career Readiness (CCR) anchor standards below by number. The CCR and grade-specific standards are necessary complements—the former providing broad standards, the latter providing additional specificity—that together define the skills and understandings that all students must demonstrate.

### Comprehension and Collaboration

1. Prepare for and participate effectively in a range of conversations and collaborations with diverse partners, building on others' ideas and expressing their own clearly and persuasively.
2. Integrate and evaluate information presented in diverse media and formats, including visually, quantitatively, and orally.
3. Evaluate a speaker's point of view, reasoning, and use of evidence and rhetoric.

### Presentation of Knowledge and Ideas

4. Present information, findings, and supporting evidence such that listeners can follow the line of reasoning and the organization, development, and style are appropriate to task, purpose, and audience.
5. Make strategic use of digital media and visual displays of data to express information and enhance understanding of presentations.
6. Adapt speech to a variety of contexts and communicative tasks, demonstrating command of formal English when indicated or appropriate.

#### Note on range and content of student speaking and listening

To build a foundation for college and career readiness, students must have ample opportunities to take part in a variety of rich, structured conversations—as part of a whole class, in small groups, and with a partner. Being productive members of these conversations requires that students contribute accurate, relevant information; respond to and develop what others have said; make comparisons and contrasts; and analyze and synthesize a multitude of ideas in various domains. New technologies have broadened and expanded the role that speaking and listening play in acquiring and sharing knowledge and have tightened their link to other forms of communication. Digital texts confront students with the potential for continually updated content and dynamically changing combinations of words, graphics, images, hyperlinks, and embedded video and audio.

# Speaking and Listening Standards

SL

Kindergarten		Grade 1	Grade 2
<b>Comprehension and Collaboration</b>			
Code	Standard		
SL.1	Participate in collaborative conversations with diverse partners about <i>kindergarten topics and texts</i> with peers and adults in small and larger groups. <ol style="list-style-type: none"> <li>Follow agreed-upon rules for discussions (e.g., listening to others and taking turns speaking about the topics and texts under discussion).</li> <li>Continue a conversation through multiple exchanges.</li> </ol>	Participate in collaborative conversations with diverse partners about <i>grade 1 topics and texts</i> with peers and adults in small and larger groups. <ol style="list-style-type: none"> <li>Follow agreed-upon rules for discussions (e.g., listening to others with care, speaking one at a time about the topics and texts under discussion).</li> <li>Build on others' talk in conversations by responding to the comments of others through multiple exchanges.</li> <li>Ask questions to clear up any confusion about the topics and texts under discussion.</li> </ol>	Participate in collaborative conversations with diverse partners about <i>grade 2 topics and texts</i> with peers and adults in small and larger groups. <ol style="list-style-type: none"> <li>Follow agreed-upon rules for discussions (e.g., gaining the floor in respectful ways, listening to others with care, speaking one at a time about the topics and texts under discussion).</li> <li>Build on others' talk in conversations by linking their comments to the remarks of others.</li> <li>Ask for clarification and further explanation as needed about the topics and texts under discussion.</li> </ol>
SL.2	Confirm understanding of a text read aloud or information presented orally or through other media by asking and answering questions about key details and requesting clarification if something is not understood.	Ask and answer questions about key details in a text read aloud or information presented orally or through other media.	Recount or describe key ideas or details from a text read aloud or information presented orally or through media.
SL.3	Ask and answer questions in order to seek help, get information, or clarify something that is not understood.	Ask and answer questions about what a speaker says in order to gather additional information or clarify something that is not understood.	Ask and answer questions about what a speaker says in order to clarify comprehension, gather additional information, or deepen understanding of a topic or issue.
<b>Presentation of Knowledge and Ideas</b>			
Code	Standard		
SL.4	Describe familiar people, places, things, and events and, with prompting and support, provide additional detail.	Describe people, places, things, and events with relevant details, expressing ideas and feelings clearly.	Tell a story or recount an experience with appropriate facts and relevant, descriptive details, speaking audibly in coherent sentences.
SL.5	Add drawings or other visual displays to descriptions as desired to provide additional detail.	Add drawings or other visual displays to descriptions when appropriate to clarify ideas, thoughts, and feelings.	Create audio recordings of stories or poems; add drawings or other visual displays to stories or recounts of experiences when appropriate to clarify ideas, thoughts, and feelings.
SL.6	Speak audibly and express thoughts, feelings, and ideas clearly.	Produce complete sentences when appropriate to task and situation. (See grade 1 Language standards 1 and 3 for specific expectations.)	Produce complete sentences when appropriate to task and situation in order to provide requested detail or clarification. (See grade 2 Language standards 1 and 3 for specific expectations.)

# Speaking and Listening Standards

SL

Grade 3	Grade 4	Grade 5
---------	---------	---------

## Comprehension and Collaboration

Code	Standard	Standard	Standard
SL.1	Engage effectively in a range of collaborative discussions (one-on-one, in groups, and teacher-led) with diverse partners on <i>grade 3 topics and texts</i> , building on others' ideas and expressing their own clearly. <ol style="list-style-type: none"> <li>Come to discussions prepared, having read or studied required material; explicitly draw on that preparation and other information known about the topic to explore ideas under discussion.</li> <li>Follow agreed-upon rules for discussions (e.g., gaining the floor in respectful ways, listening to others with care, speaking one at a time about the topics and texts under discussion).</li> <li>Ask questions to check understanding of information presented, stay on topic, and link their comments to the remarks of others.</li> <li>Explain their own ideas and understanding in light of the discussion.</li> </ol>	Engage effectively in a range of collaborative discussions (one-on-one, in groups, and teacher-led) with diverse partners on <i>grade 4 topics and texts</i> , building on others' ideas and expressing their own clearly. <ol style="list-style-type: none"> <li>Come to discussions prepared, having read or studied required material; explicitly draw on that preparation and other information known about the topic to explore ideas under discussion.</li> <li>Follow agreed-upon rules for discussions and carry out assigned roles.</li> <li>Pose and respond to specific questions to clarify or follow up on information, and make comments that contribute to the discussion and link to the remarks of others.</li> <li>Review the key ideas expressed and explain their own ideas and understanding in light of the discussion.</li> </ol>	Engage effectively in a range of collaborative discussions (one-on-one, in groups, and teacher-led) with diverse partners on <i>grade 5 topics and texts</i> , building on others' ideas and expressing their own clearly. <ol style="list-style-type: none"> <li>Come to discussions prepared, having read or studied required material; explicitly draw on that preparation and other information known about the topic to explore ideas under discussion.</li> <li>Follow agreed-upon rules for discussions and carry out assigned roles.</li> <li>Pose and respond to specific questions by making comments that contribute to the discussion and elaborate on the remarks of others.</li> <li>Review the key ideas expressed and draw conclusions in light of information and knowledge gained from the discussions.</li> </ol>
SL.2	Determine the main ideas and supporting details of a text read aloud or information presented in diverse media and formats, including visually, quantitatively, and orally.	Paraphrase portions of a text read aloud or information presented in diverse media and formats, including visually, quantitatively, and orally.	Summarize a written text read aloud or information presented in diverse media and formats, including visually, quantitatively, and orally.
SL.3	Ask and answer questions about information from a speaker, offering appropriate elaboration and detail.	Identify the reasons and evidence a speaker provides to support particular points.	Summarize the points a speaker makes and explain how each claim is supported by reasons and evidence.

## Presentation of Knowledge and Ideas

Code	Standard	Standard	Standard
SL.4	Report on a topic or text, tell a story, or recount an experience with appropriate facts and relevant, descriptive details, speaking clearly at an understandable pace.	Report on a topic or text, tell a story, or recount an experience in an organized manner, using appropriate facts and relevant, descriptive details to support main ideas or themes; speak clearly at an understandable pace.	Report on a topic or text or present an opinion, sequencing ideas logically and using appropriate facts and relevant, descriptive details to support main ideas or themes; speak clearly at an understandable pace.
SL.5	Create engaging audio recordings of stories or poems that demonstrate fluid reading at an understandable pace; add visual displays when appropriate to emphasize or enhance certain facts or details.	Add audio recordings and visual displays to presentations when appropriate to enhance the development of main ideas or themes.	Include multimedia components (e.g., graphics, sound) and visual displays in presentations when appropriate to enhance the development of main ideas or themes.
SL.6	Speak in complete sentences when appropriate to task and situation in order to provide requested detail or clarification. (See grade 3 Language standards 1 and 3 for specific expectations.)	Differentiate between contexts that call for formal English (e.g., presenting ideas) and situations where informal discourse is appropriate (e.g., small-group discussion); use formal English when appropriate to task and situation. (See grade 4 Language standards 1 and 3 for specific expectations.)	Adapt speech to a variety of contexts and tasks, using formal English when appropriate to task and situation. (See grade 5 Language standards 1 and 3 for specific expectations.)

## College and Career Readiness Anchor Standards for Language

The K–5 standards on the following pages define what students should understand and be able to do by the end of each grade. They correspond to the College and Career Readiness (CCR) anchor standards below by number. The CCR and grade-specific standards are necessary complements—the former providing broad standards, the latter providing additional specificity—that together define the skills and understandings that all students must demonstrate.

### Conventions of Standard English\*

1. Demonstrate command of the conventions of standard English grammar and usage when writing or speaking.
2. Demonstrate command of the conventions of standard English capitalization, punctuation, and spelling when writing.

### Knowledge of Language

3. Apply knowledge of language to understand how language functions in different contexts, to make effective choices for meaning or style, and to comprehend more fully when reading or listening.

### Vocabulary Acquisition and Use

4. Determine or clarify the meaning of unknown and multiple-meaning words and phrases by using context clues, analyzing meaningful word parts, and consulting general and specialized reference materials, as appropriate.
5. Demonstrate understanding of word relationships and nuances in word meanings.
6. Acquire and use accurately a range of general academic and domain-specific words and phrases sufficient for reading, writing, speaking, and listening at the college and career readiness level; demonstrate independence in gathering vocabulary knowledge when encountering an unknown term important to comprehension or expression.

#### Note on range and content of student language use

To build a foundation for college and career readiness in language, students must gain control over many conventions of standard English grammar, usage, and mechanics as well as learn other ways to use language to convey meaning effectively. They must also be able to determine or clarify the meaning of grade-appropriate words encountered through listening, reading, and media use; come to appreciate that words have non-literal meanings, shadings of meaning, and relationships to other words; and expand their vocabulary in the course of studying content. The inclusion of Language standards in their own strand should not be taken as an indication that skills related to conventions, effective language use, and vocabulary are unimportant to reading, writing, speaking, and listening; indeed, they are inseparable from such contexts.

\* See the [progressive language chart](#) for skills that progress over time.



# Language Standards

L

Kindergarten		Grade 1	Grade 2
Conventions of Standard English			
Code	Standard		
L.1	<p>Demonstrate command of the conventions of standard English grammar and usage when writing or speaking.</p> <ol style="list-style-type: none"> <li>Print many upper- and lowercase letters.</li> <li>Use frequently occurring nouns and verbs.</li> <li>Form regular plural nouns orally by adding /s/ or /es/ (e.g., <i>dog, dogs; wish, wishes</i>).</li> <li>Understand and use question words (interrogatives) (e.g., <i>who, what, where, when, why, how</i>).</li> <li>Use the most frequently occurring prepositions (e.g., <i>to, from, in, out, on, off, for, of, by, with</i>).</li> <li>Produce and expand complete sentences in shared language activities.</li> </ol>	<p>Demonstrate command of the conventions of standard English grammar and usage when writing or speaking.</p> <ol style="list-style-type: none"> <li>Print all upper- and lowercase letters.</li> <li>Use common, proper, and possessive nouns.</li> <li>Use singular and plural nouns with matching verbs in basic sentences (e.g., <i>He hops; We hop</i>).</li> <li>Use personal, possessive, and indefinite pronouns (e.g., <i>I, me, my; they, them, their, anyone, everything</i>).</li> <li>Use verbs to convey a sense of past, present, and future (e.g., <i>Yesterday I walked home; Today I walk home; Tomorrow I will walk home</i>).</li> <li>Use frequently occurring adjectives.*</li> <li>Use frequently occurring conjunctions (e.g., <i>and, but, or, so, because</i>).</li> <li>Use determiners (e.g., articles, demonstratives).</li> <li>Use frequently occurring prepositions (e.g., <i>during, beyond, toward</i>).</li> <li>Produce and expand complete simple and compound declarative, interrogative, imperative, and exclamatory sentences in response to prompts.</li> </ol>	<p>Demonstrate command of the conventions of standard English grammar and usage when writing or speaking.</p> <ol style="list-style-type: none"> <li>Use collective nouns (e.g., <i>group</i>).</li> <li>Form and use frequently occurring irregular plural nouns (e.g., <i>feet, children, teeth, mice, fish</i>).</li> <li>Use reflexive pronouns (e.g., <i>myself, ourselves</i>).</li> <li>Form and use the past tense of frequently occurring irregular verbs (e.g., <i>sat, hid, told</i>).</li> <li>Use adjectives and adverbs, and choose between them depending on what is to be modified.</li> <li>Produce, expand, and rearrange complete simple and compound sentences (e.g., <i>The boy watched the movie; The little boy watched the movie; The action movie was watched by the little boy</i>).</li> </ol>
L.2	<p>Demonstrate command of the conventions of standard English capitalization, punctuation, and spelling when writing.</p> <ol style="list-style-type: none"> <li>Capitalize the first word in a sentence and the pronoun <i>I</i>.</li> <li>Recognize and name end punctuation.</li> <li>Write a letter or letters for most consonant and short-vowel sounds (phonemes).</li> <li>Spell simple words phonetically, drawing on knowledge of sound-letter relationships.</li> </ol>	<p>Demonstrate command of the conventions of standard English capitalization, punctuation, and spelling when writing.</p> <ol style="list-style-type: none"> <li>Capitalize dates and names of people.</li> <li>Use end punctuation for sentences.</li> <li>Use commas in dates and to separate single words in a series.</li> <li>Use conventional spelling for words with common spelling patterns and for frequently occurring irregular words.</li> <li>Spell untaught words phonetically, drawing on phonemic awareness and spelling conventions.</li> </ol>	<p>Demonstrate command of the conventions of standard English capitalization, punctuation, and spelling when writing.</p> <ol style="list-style-type: none"> <li>Capitalize holidays, product names, and geographic names.</li> <li>Use commas in greetings and closings of letters.</li> <li>Use an apostrophe to form contractions and frequently occurring possessives.</li> <li>Generalize learned spelling patterns when writing words (e.g., <i>cage</i> → <i>badge</i>; <i>boy</i> → <i>boil</i>).</li> <li>Consult reference materials, including beginning dictionaries, as needed to check and correct spellings.</li> </ol>

## \*State Annotations to the Common Core

L.1.1f: Adjectives include size.

# Language Standards

L

Kindergarten		Grade 1	Grade 2
<b>Knowledge of Language</b>			
Code	Standard		
L.3	(Begins in grade 2)	(Begins in grade 2)	Use knowledge of language and its conventions when writing, speaking, reading, or listening. a. Compare formal and informal uses of English.

<b>Vocabulary Acquisition and Use</b>			
Code	Standard		
L.4	<p>Determine or clarify the meaning of unknown and multiple-meaning words and phrases based on <i>kindergarten reading and content</i>.</p> <p>a. Identify new meanings for familiar words and apply them accurately (e.g., knowing <i>duck</i> is a bird and learning the verb <i>to duck</i>).</p> <p>b. Use the most frequently occurring inflections and affixes (e.g., <i>-ed</i>, <i>-s</i>, <i>re-</i>, <i>un-</i>, <i>pre-</i>, <i>-ful</i>, <i>-less</i>) as a clue to the meaning of an unknown word.</p>	<p>Determine or clarify the meaning of unknown and multiple-meaning words and phrases based on <i>grade 1 reading and content</i>, choosing flexibly from an array of strategies.</p> <p>a. Use sentence-level context as a clue to the meaning of a word or phrase.</p> <p>b. Use frequently occurring affixes as a clue to the meaning of a word.</p> <p>c. Identify frequently occurring root words (e.g., <i>look</i>) and their inflectional forms (e.g., <i>looks</i>, <i>looked</i>, <i>looking</i>).</p>	<p>Determine or clarify the meaning of unknown and multiple-meaning words and phrases based on <i>grade 2 reading and content</i>, choosing flexibly from an array of strategies.</p> <p>a. Use sentence-level context as a clue to the meaning of a word or phrase.</p> <p>b. Determine the meaning of the new word formed when a known prefix is added to a known word (e.g., <i>happy/unhappy</i>, <i>tell/retell</i>).</p> <p>c. Use a known root word as a clue to the meaning of an unknown word with the same root (e.g., <i>addition</i>, <i>additional</i>).</p> <p>d. Use knowledge of the meaning of individual words to predict the meaning of compound words (e.g., <i>birdhouse</i>, <i>lighthouse</i>, <i>housefly</i>; <i>bookshelf</i>, <i>notebook</i>, <i>bookmark</i>).</p> <p>e. Use glossaries and beginning dictionaries, both print and digital, to determine or clarify the meaning of words and phrases.</p>
L.5	<p>With guidance and support from adults, explore word relationships and nuances in word meanings.</p> <p>a. Sort common objects into categories (e.g., shapes, foods) to gain a sense of the concepts the categories represent.</p> <p>b. Demonstrate understanding of frequently occurring verbs and adjectives by relating them to their opposites (antonyms).</p> <p>c. Identify real-life connections between words and their use (e.g., note places at school that are <i>colorful</i>).</p> <p>d. Distinguish shades of meaning among verbs describing the same general action (e.g., <i>walk</i>, <i>march</i>, <i>strut</i>, <i>prance</i>) by acting out the meanings.</p>	<p>With guidance and support from adults, demonstrate understanding of word relationships and nuances in word meanings.</p> <p>a. Sort words into categories (e.g., colors, clothing) to gain a sense of the concepts the categories represent.</p> <p>b. Define words by category and by one or more key attributes (e.g., a <i>duck</i> is a bird that swims; a tiger is a large cat with stripes).</p> <p>c. Identify real-life connections between words and their use (e.g., note places at home that are <i>cozy</i>).</p> <p>d. Distinguish shades of meaning among verbs differing in manner (e.g., <i>look</i>, <i>peek</i>, <i>glance</i>, <i>stare</i>, <i>glare</i>, <i>scowl</i>) and adjectives differing in intensity (e.g., <i>large</i>, <i>gigantic</i>) by defining or choosing them or by acting out the meanings.</p>	<p>Demonstrate understanding of word relationships and nuances in word meanings.</p> <p>a. Identify real-life connections between words and their use (e.g., describe foods that are <i>spicy</i> or <i>juicy</i>).</p> <p>b. Distinguish shades of meaning among closely related verbs (e.g., <i>toss</i>, <i>throw</i>, <i>hurl</i>) and closely related adjectives (e.g., <i>thin</i>, <i>slender</i>, <i>skinny</i>, <i>scrawny</i>).</p>

# Language Standards

L

Kindergarten		Grade 1	Grade 2
<b>Vocabulary Acquisition and Use, continued</b>			
Code	Standard		
L.6	Use words and phrases acquired through conversations, reading and being read to, and responding to texts.	Use words and phrases acquired through conversations, reading and being read to, and responding to texts, including using frequently occurring conjunctions to signal simple relationships (e.g., <i>because</i> ).	Use words and phrases acquired through conversations, reading and being read to, and responding to texts, including using adjectives and adverbs to describe (e.g., <i>When other kids are happy that makes me happy</i> ).

# Language Standards

L

Grade 3		Grade 4	Grade 5
Conventions of Standard English			
Code	Standard		
L.1	<p>Demonstrate command of the conventions of standard English grammar and usage when writing or speaking.</p> <ol style="list-style-type: none"> <li>Explain the function of nouns, pronouns, verbs, adjectives, and adverbs in general and their functions in particular sentences.</li> <li>Form and use regular and irregular plural nouns.</li> <li>Use abstract nouns (e.g., <i>childhood</i>).</li> <li>Form and use regular and irregular verbs.</li> <li>Form and use the simple (e.g., <i>I walked; I walk; I will walk</i>) verb tenses.</li> <li>Ensure subject-verb and pronoun-antecedent agreement.</li> <li>Form and use comparative and superlative adjectives and adverbs, and choose between them depending on what is to be modified.</li> <li>Use coordinating and subordinating conjunctions.</li> <li>Produce simple, compound, and complex sentences.</li> </ol>	<p>Demonstrate command of the conventions of standard English grammar and usage when writing or speaking.</p> <ol style="list-style-type: none"> <li>Use relative pronouns (<i>who, whose, whom, which, that</i>) and relative adverbs (<i>where, when, why</i>).</li> <li>Form and use the progressive (e.g., <i>I was walking; I am walking; I will be walking</i>) verb tenses.</li> <li>Use modal auxiliaries (e.g., <i>can, may, must</i>) to convey various conditions.</li> <li>Order adjectives within sentences according to conventional patterns (e.g., <i>a small red bag</i> rather than <i>a red small bag</i>).</li> <li>Form and use prepositional phrases.</li> <li>Produce complete sentences, recognizing and correcting inappropriate fragments and run-ons.</li> <li>Correctly use frequently confused words (e.g., <i>to, too, two; there, their</i>).</li> </ol>	<p>Demonstrate command of the conventions of standard English grammar and usage when writing or speaking.</p> <ol style="list-style-type: none"> <li>Explain the function of conjunctions, prepositions, and interjections in general and their function in particular sentences.</li> <li>Form and use the perfect (e.g., <i>I had walked; I have walked; I will have walked</i>) verb tenses.</li> <li>Use verb tense to convey various times, sequences, states, and conditions.</li> <li>Recognize and correct inappropriate shifts in verb tense.</li> <li>Use correlative conjunctions (e.g., <i>either/or, neither/nor</i>).</li> </ol>
L.2	<p>Demonstrate command of the conventions of standard English capitalization, punctuation, and spelling when writing.</p> <ol style="list-style-type: none"> <li>Capitalize important words in titles.</li> <li>Use commas in addresses.</li> <li>Use commas and quotation marks in dialogue.</li> <li>Form and use possessives.</li> <li>Use conventional spelling for high-frequency and other studied words and for adding suffixes to base words (e.g., <i>sitting, smiled, cries, happiness</i>).</li> <li>Use spelling patterns and generalizations (e.g., word families, position-based spellings, syllable patterns, ending rules, meaningful word parts) in writing words.</li> <li>Consult reference materials, including beginning dictionaries, as needed to check and correct spellings.</li> </ol>	<p>Demonstrate command of the conventions of standard English capitalization, punctuation, and spelling when writing.</p> <ol style="list-style-type: none"> <li>Use correct capitalization.</li> <li>Use commas and quotation marks to mark direct speech and quotations from a text.</li> <li>Use a comma before a coordinating conjunction in a compound sentence.</li> <li>Spell grade-appropriate words correctly, consulting references as needed.</li> </ol>	<p>Demonstrate command of the conventions of standard English capitalization, punctuation, and spelling when writing.</p> <ol style="list-style-type: none"> <li>Use punctuation to separate items in a series.</li> <li>Use a comma to separate an introductory element from the rest of the sentence.</li> <li>Use a comma to set off the words <i>yes</i> and <i>no</i> (e.g., <i>Yes, thank you</i>), to set off a tag question from the rest of the sentence (e.g., <i>It's true, isn't it?</i>), and to indicate direct address (e.g., <i>Is that you, Steve?</i>).</li> <li>Use underlining, quotation marks, or italics to indicate titles of works.</li> <li>Spell grade-appropriate words correctly, consulting references as needed.</li> </ol>

# Language Standards

L

Grade 3		Grade 4		Grade 5	
<b>Knowledge of Language</b>					
Code	Standard		Standard		Standard
L.3	Use knowledge of language and its conventions when writing, speaking, reading, or listening. a. Choose words and phrases for effect. b. Recognize and observe differences between the conventions of spoken and written standard English.	Use knowledge of language and its conventions when writing, speaking, reading, or listening. a. Choose words and phrases to convey ideas precisely. b. Choose punctuation for effect. c. Differentiate between contexts that call for formal English (e.g., presenting ideas) and situations where informal discourse is appropriate (e.g., small-group discussion).	Use knowledge of language and its conventions when writing, speaking, reading, or listening. a. Expand, combine, and reduce sentences for meaning, reader/listener interest, and style. b. Compare and contrast the varieties of English (e.g., dialects, registers) used in stories, dramas, or poems.		
<b>Vocabulary Acquisition and Use</b>					
Code	Standard		Standard		Standard
L.4	Determine or clarify the meaning of unknown and multiple-meaning words and phrases based on <i>grade 3 reading and content</i> , choosing flexibly from a range of strategies. a. Use sentence-level context as a clue to the meaning of a word or phrase. b. Determine the meaning of the new word formed when a known affix is added to a known word (e.g., <i>agreeable/disagreeable, comfortable/uncomfortable, care/careless, heat/preheat</i> ). c. Use a known root word as a clue to the meaning of an unknown word with the same root (e.g., <i>company, companion</i> ). d. Use glossaries or beginning dictionaries, both print and digital, to determine or clarify the precise meaning of key words and phrases.	Determine or clarify the meaning of unknown and multiple-meaning words and phrases based on <i>grade 4 reading and content</i> , choosing flexibly from a range of strategies. a. Use context (e.g., definitions, examples, or restatements in text) as a clue to the meaning of a word or phrase. b. Use common, grade-appropriate Greek and Latin affixes and roots as clues to the meaning of a word (e.g., <i>telegraph, photograph, autograph</i> ). c. Consult reference materials (e.g., dictionaries, glossaries, thesauruses), both print and digital, to find the pronunciation and determine or clarify the precise meaning of key words and phrases.	Determine or clarify the meaning of unknown and multiple-meaning words and phrases based on <i>grade 5 reading and content</i> , choosing flexibly from a range of strategies. a. Use context (e.g., cause/effect relationships and comparisons in text) as a clue to the meaning of a word or phrase. b. Use common, grade-appropriate Greek and Latin affixes and roots as clues to the meaning of a word (e.g., <i>photograph, photosynthesis</i> ). c. Consult reference materials (e.g., dictionaries, glossaries, thesauruses), both print and digital, to find the pronunciation and determine or clarify the precise meaning of key words and phrases.		
L.5	Demonstrate understanding of word relationships and nuances in word meanings. a. Distinguish the literal and nonliteral meanings of words and phrases in context (e.g., <i>take steps</i> ). b. Identify real-life connections between words and their use (e.g., describe people who are <i>friendly</i> or <i>helpful</i> ). c. Distinguish shades of meaning among related words that describe states of mind or degrees of certainty (e.g., <i>knew, believed, suspected, heard, wondered</i> ).	Demonstrate understanding of figurative language, word relationships, and nuances in word meanings. a. Explain the meaning of simple similes and metaphors (e.g., <i>as pretty as a picture</i> ) in context. b. Recognize and explain the meaning of common idioms, adages, and proverbs. c. Demonstrate understanding of words by relating them to their opposites (antonyms) and to words with similar but not identical meanings (synonyms).	Demonstrate understanding of figurative language, word relationships, and nuances in word meanings. a. Interpret figurative language, including similes and metaphors, in context. b. Recognize and explain the meaning of common idioms, adages, and proverbs. c. Use the relationship between particular words (e.g., synonyms, antonyms, homographs) to better understand each of the words.		

# Language Standards

L

Grade 3	Grade 4	Grade 5
---------	---------	---------

## Vocabulary Acquisition and Use, continued

Code	Standard		
L.6	Acquire and use accurately grade-appropriate conversational, general academic, and domain-specific words and phrases, including those that signal spatial and temporal relationships (e.g., <i>After dinner that night we went looking for them</i> ).	Acquire and use accurately grade-appropriate general academic and domain-specific words and phrases, including those that signal precise actions, emotions, or states of being (e.g., <i>quizzed, whined, stammered</i> ) and that are basic to a particular topic (e.g., <i>wildlife, conservation, and endangered</i> when discussing animal preservation).	Acquire and use accurately grade-appropriate general academic and domain-specific words and phrases, including those that signal contrast, addition, and other logical relationships (e.g., <i>however, although, nevertheless, similarly, moreover, in addition</i> ).

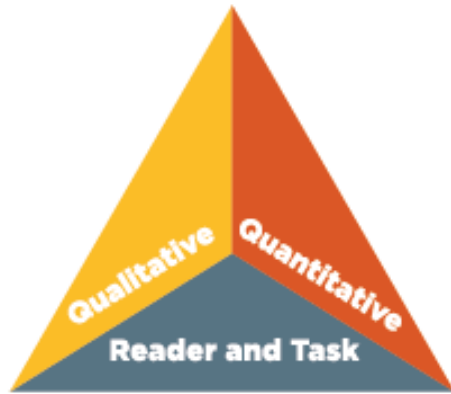
## Language Progressive Skills, by Grade

The following skills from the Language Standards 1–3, are particularly likely to require continued attention in higher grades as they are applied to increasingly sophisticated writing and speaking. This matrix found in the Common Core State Standards has been modified by North Dakota by extending the skills for L.4.3.a and L.6.3.a through grade 12 and adding standard L.3.1a.

Standards	Grade level							
	3	4	5	6	7	8	9–10	11–12
L.3.1a: Explain the function of nouns, pronouns, verbs, adjectives, and adverbs in general and their functions in particular sentences.								
L.3.1f. Ensure subject-verb and pronoun-antecedent agreement.								
L.3.3a. Choose words and phrases for effect.								
L.4.1f. Produce complete sentences, recognizing and correcting inappropriate fragments and run-ons.								
L.4.1g. Correctly use frequently confused words (e.g., to/too/two; there/their).								
L.4.3a. Choose words and phrases to convey ideas precisely.								
L.4.3b. Choose punctuation for effect.								
L.5.1d. Recognize and correct inappropriate shifts in verb tense.								
L.5.2a. Use punctuation to separate items in a series (Subsumed under L.9–10.1a for grades 9-12).								
L.6.1c. Recognize and correct inappropriate shifts in pronoun number and person.								
L.6.1d. Recognize and correct vague pronouns (i.e., ones with unclear or ambiguous antecedents).								
L.6.1e. Recognize variations from standard English in their own and others' writing and speaking, and identify and use strategies to improve expression in conventional language.								
L.6.2a. Use punctuation (commas, parentheses, dashes) to set off nonrestrictive/parenthetical elements.								
L.6.3a. Vary sentence patterns for meaning, reader/listener interest, and style.								
L.6.3b. Maintain consistency in style and tone.								
L.7.1c. Place phrases and clauses within a sentence, recognizing and correcting misplaced and dangling modifiers.								
L.7.3a. Choose language that expresses ideas precisely and concisely, recognizing and eliminating wordiness and redundancy.								
L.8.1d. Recognize and correct inappropriate shifts in verb voice and mood.								
L.9–10.1a. Use parallel structure.								

## Standard 10: Range, Quality, and Complexity of Student Reading K–5

### Measuring Text Complexity: Three Factors



**Qualitative evaluation of the text:** Levels of meaning, structure, language conventionality and clarity, and knowledge demands

**Quantitative evaluation of the text:** Readability measures and other scores of text complexity

**Matching reader to text and task:** Reader variables (such as motivation, knowledge, and experience) and task variables (such as purpose and the complexity generated by the task assigned and the questions posed)

**Note:** More detailed information on text complexity and how it is measured is contained in Appendix A.

### Range of Text Types for K–5

Students in K–5 apply the Reading standards to the following range of text types, with texts selected from a broad range of cultures and periods.

Literature		Poetry	Informational Text Literary Nonfiction and Historical, Scientific, and Technical Texts
Stories	Dramas		
Includes children’s adventure stories, folktales, legends, fables, fantasy, realistic fiction, and myth	Includes staged dialogue and brief familiar scenes	Includes nursery rhymes and the subgenres of the narrative poem, limerick, and free verse poem	Includes biographies and autobiographies; books about history, social studies, science, and the arts; technical texts, including directions, forms, and information displayed in graphs, charts, or maps; and digital sources on a range of topics



## Texts Illustrating the Complexity, Quality, and Range of Student Reading K–5

Note: Titles identified below are examples of texts with sufficient complexity for each grade/grade range. They are not required reading.

	Literature: Stories, Drama, Poetry	Informational Texts: Literary Nonfiction and Historical, Scientific, and Technical Texts.
K	<ul style="list-style-type: none"> <li>• <i>Over in the Meadow</i> by John Langstaff (traditional) (c1800)*</li> <li>• <i>A Boy, a Dog, and a Frog</i> by Mercer Mayer (1967)</li> <li>• <i>Pancakes for Breakfast</i> by Tomie DePaola (1978)</li> <li>• <i>A Story, A Story</i> by Gail E. Haley (1970)*</li> <li>• <i>Kitten’s First Full Moon</i> by Kevin Henkes (2004)*</li> </ul>	<ul style="list-style-type: none"> <li>• <i>My Five Senses</i> by Aiki (1962)**</li> <li>• <i>Truck</i> by Donald Crews (1980)</li> <li>• <i>I Read Signs</i> by Tana Hoban (1987)</li> <li>• <i>What Do You Do With a Tail Like This?</i> by Steve Jenkins and Robin Page (2003)*</li> <li>• <i>Amazing Whales!</i> by Sarah L. Thomson (2005)*</li> </ul>
1	<ul style="list-style-type: none"> <li>• “Mix a Pancake” by Christina G. Rossetti (1893)**</li> <li>• <i>Mr. Popper’s Penguins</i> by Richard Atwater (1938)*</li> <li>• <i>Little Bear</i> by Else Holmelund Minarik, illustrated by Maurice Sendak (1957)**</li> <li>• <i>Frog and Toad Together</i> by Arnold Lobel (1971)**</li> <li>• <i>Hi! Fly Guy</i> by Tedd Arnold (2006)</li> </ul>	<ul style="list-style-type: none"> <li>• <i>A Tree Is a Plant</i> by Clyde Robert Bulla, illustrated by Stacey Schuett (1960)**</li> <li>• <i>Starfish</i> by Edith Thacher Hurd (1962)</li> <li>• <i>Follow the Water from Brook to Ocean</i> by Arthur Dorros (1991)**</li> <li>• <i>From Seed to Pumpkin</i> by Wendy Pfeffer, illustrated by James Graham Hale (2004)*</li> <li>• <i>How People Learned to Fly</i> by Fran Hodgkins and True Kelley (2007)*</li> </ul>
2–3	<ul style="list-style-type: none"> <li>• “Who Has Seen the Wind?” by Christina G. Rossetti (1893)</li> <li>• <i>Charlotte’s Web</i> by E. B. White (1952)*</li> <li>• <i>Sarah, Plain and Tall</i> by Patricia MacLachlan (1985)</li> <li>• <i>Tops and Bottoms</i> by Janet Stevens (1995)</li> <li>• <i>Poppleton in Winter</i> by Cynthia Rylant, illustrated by Mark Teague (2001)</li> </ul>	<ul style="list-style-type: none"> <li>• <i>A Medieval Feast</i> by Aiki (1983)</li> <li>• <i>From Seed to Plant</i> by Gail Gibbons (1991)</li> <li>• <i>The Story of Ruby Bridges</i> by Robert Coles (1995)*</li> <li>• <i>A Drop of Water: A Book of Science and Wonder</i> by Walter Wick (1997)</li> <li>• <i>Moonshot: The Flight of Apollo 11</i> by Brian Floca (2009)</li> </ul>
4–5	<ul style="list-style-type: none"> <li>• <i>Alice’s Adventures in Wonderland</i> by Lewis Carroll (1865)</li> <li>• “Casey at the Bat” by Ernest Lawrence Thayer (1888)</li> <li>• <i>The Black Stallion</i> by Walter Farley (1941)</li> <li>• “Zlateh the Goat” by Isaac Bashevis Singer (1984)</li> <li>• <i>Where the Mountain Meets the Moon</i> by Grace Lin (2009)</li> </ul>	<ul style="list-style-type: none"> <li>• <i>Discovering Mars: The Amazing Story of the Red Planet</i> by Melvin Berger (1992)</li> <li>• <i>Hurricanes: Earth’s Mightiest Storms</i> by Patricia Lauber (1996)</li> <li>• <i>A History of US</i> by Joy Hakim (2005)</li> <li>• <i>Horses</i> by Seymour Simon (2006)</li> <li>• <i>Quest for the Tree Kangaroo: An Expedition to the Cloud Forest of New Guinea</i> by Sy Montgomery (2006)</li> </ul>

\* Read-aloud

\*\* Read-along

Children at the kindergarten and grade 1 levels should be expected to read texts independently that have been specifically written to correlate to their reading level and their word knowledge. Many of the titles listed above are meant to supplement carefully structured independent reading with books to read along with a teacher or that are read aloud to students to build knowledge and cultivate a joy in reading.

**Note:** Given space limitations, the illustrative texts listed above are meant only to show individual titles that are representative of a wide range of topics and genres. (See Appendix B for excerpts of these and other texts illustrative of K–5 text complexity, quality, and range.) At a curricular or instructional level, within and across grade levels, texts need to be selected around topics or themes that generate knowledge and allow students to study those topics or themes in depth. On the next page is an example of progressions of texts building knowledge across grade levels.

# Staying on Topic within a Grade and Across Grades: How to Build Knowledge Systematically in English Language Arts K–5

Building knowledge systematically in English language arts is like giving children various pieces of a puzzle in each grade that, over time, will form one big picture. At a curricular or instructional level, texts-within and across grade levels-need to be selected around topics or themes that systematically develop the knowledge base of students. Within a grade level, there should be an adequate number of titles on a single topic that would allow children to study that topic for a sustained period. The knowledge children have learned about particular topics in early grade levels should then be expanded and developed in subsequent grade levels to ensure an increasingly deeper understanding of these topics. Children in the upper elementary grades will generally be expected to read these texts independently and reflect on them in writing. However, children in the early grades (particularly K–2) should participate in rich, structured conversations with an adult in response to the written texts that are read aloud, orally comparing and contrasting as well as analyzing and synthesizing, in the manner called for by the *Standards*.

Preparation for reading complex informational texts should begin at the very earliest elementary school grades. What follows is one example that uses domain-specific nonfiction titles across grade levels to illustrate how curriculum designers and classroom teachers can infuse the English language arts block with rich, age-appropriate content knowledge and vocabulary in history/social studies, science, and the arts. Having students listen to informational read-alouds in the early grades helps lay the necessary foundation for students' reading and understanding of increasingly complex texts on their own in subsequent grades.

Exemplar Texts on a Topic Across Grades	K	1	2–3	4–5
<p><b>The Human Body</b></p> <p>Students can begin learning about the human body starting in kindergarten and then review and extend their learning during each subsequent grade.</p>	<p><b>The five senses and associated body parts</b></p> <ul style="list-style-type: none"> <li>• <i>My Five Senses</i> by Ailiki (1989)</li> <li>• <i>Hearing</i> by Maria Rius (1985)</li> <li>• <i>Sight</i> by Maria Rius (1985)</li> <li>• <i>Smell</i> by Maria Rius (1985)</li> <li>• <i>Taste</i> by Maria Rius (1985)</li> <li>• <i>Touch</i> by Maria Rius (1985)</li> </ul> <p><b>Taking care of your body: Overview (hygiene, diet, exercise, rest)</b></p> <ul style="list-style-type: none"> <li>• <i>My Amazing Body: A First Look at Health &amp; Fitness</i> by Pat Thomas (2001)</li> <li>• <i>Get Up and Go!</i> by Nancy Carlson (2008)</li> <li>• <i>Go Wash Up</i> by Doering Tourville (2008)</li> <li>• <i>Sleep</i> by Paul Showers (1997)</li> <li>• <i>Fuel the Body</i> by Doering Tourville (2008)</li> </ul>	<p><b>Introduction to the systems of the human body and associated body parts</b></p> <ul style="list-style-type: none"> <li>• <i>Under Your Skin: Your Amazing Body</i> by Mick Manning (2007)</li> <li>• <i>Me and My Amazing Body</i> by Joan Sweeney (1999)</li> <li>• <i>The Human Body</i> by Gallimard Jeunesse (2007)</li> <li>• <i>The Busy Body Book</i> by Lizzy Rockwell (2008)</li> <li>• <i>First Encyclopedia of the Human Body</i> by Fiona Chandler (2004)</li> </ul> <p><b>Taking care of your body: Germs, diseases, and preventing illness</b></p> <ul style="list-style-type: none"> <li>• <i>Germs Make Me Sick</i> by Marilyn Berger (1995)</li> <li>• <i>Tiny Life on Your Body</i> by Christine Taylor-Butler (2005)</li> <li>• <i>Germ Stories</i> by Arthur Kornberg (2007)</li> <li>• <i>All About Scabs</i> by Genichiro Yagu (1998)</li> </ul>	<p><b>Digestive and excretory systems</b></p> <ul style="list-style-type: none"> <li>• <i>What Happens to a Hamburger</i> by Paul Showers (1985)</li> <li>• <i>The Digestive System</i> by Christine Taylor-Butler (2008)</li> <li>• <i>The Digestive System</i> by Rebecca L. Johnson (2006)</li> <li>• <i>The Digestive System</i> by Kristin Petrie (2007)</li> </ul> <p><b>Taking care of your body: Healthy eating and nutrition</b></p> <ul style="list-style-type: none"> <li>• <i>Good Enough to Eat</i> by Lizzy Rockwell (1999)</li> <li>• <i>Showdown at the Food Pyramid</i> by Rex Barron (2004)</li> </ul> <p><b>Muscular, skeletal, and nervous systems</b></p> <ul style="list-style-type: none"> <li>• <i>The Mighty Muscular and Skeletal Systems</i> Crabtree Publishing (2009)</li> <li>• <i>Muscles</i> by Seymour Simon (1998)</li> <li>• <i>Bones</i> by Seymour Simon (1998)</li> <li>• <i>The Astounding Nervous System</i> Crabtree Publishing (2009)</li> <li>• <i>The Nervous System</i> by Joelle Riley (2004)</li> </ul>	<p><b>Circulatory system</b></p> <ul style="list-style-type: none"> <li>• <i>The Heart</i> by Seymour Simon (2006)</li> <li>• <i>The Heart and Circulation</i> by Carol Ballard (2005)</li> <li>• <i>The Circulatory System</i> by Kristin Petrie (2007)</li> <li>• <i>The Amazing Circulatory System</i> by John Burstein (2009)</li> </ul> <p><b>Respiratory system</b></p> <ul style="list-style-type: none"> <li>• <i>The Lungs</i> by Seymour Simon (2007)</li> <li>• <i>The Respiratory System</i> by Susan Glass (2004)</li> <li>• <i>The Respiratory System</i> by Kristin Petrie (2007)</li> <li>• <i>The Remarkable Respiratory System</i> by John Burstein (2009)</li> </ul> <p><b>Endocrine system</b></p> <ul style="list-style-type: none"> <li>• <i>The Endocrine System</i> by Rebecca Olien (2006)</li> <li>• <i>The Exciting Endocrine System</i> by John Burstein (2009)</li> </ul>

## **North Dakota English Language Arts Standards, Grades 6–12**

---

Based on the *Common Core State Standards for English Language Arts & Literacy in History/Social Studies, Science, and Technical Subjects*

## College and Career Readiness Anchor Standards for Reading

The grades 6–12 standards on the following pages define what students should understand and be able to do by the end of each grade. They correspond to the College and Career Readiness (CCR) anchor standards below by number. The CCR and grade-specific standards are necessary complements—the former providing broad standards, the latter providing additional specificity—that together define the skills and understandings that all students must demonstrate.

### Key Ideas and Details

1. Read closely to determine what the text says explicitly and to make logical inferences from it; cite specific textual evidence when writing or speaking to support conclusions drawn from the text.
2. Determine central ideas or themes of a text and analyze their development; summarize the key supporting details and ideas.
3. Analyze how and why individuals, events, and ideas develop and interact over the course of a text.

### Craft and Structure

4. Interpret words and phrases as they are used in a text, including determining technical, connotative, and figurative meanings, and analyze how specific word choices shape meaning or tone.
5. Analyze the structure of texts, including how specific sentences, paragraphs, and larger portions of the text (e.g., a section, chapter, scene, or stanza) relate to each other and the whole.
6. Assess how point of view or purpose shapes the content and style of a text.

### Integration of Knowledge and Ideas

7. Integrate and evaluate content presented in diverse media and formats, including visually and quantitatively, as well as in words.\*
8. Delineate and evaluate the argument and specific claims in a text, including the validity of the reasoning as well as the relevance and sufficiency of the evidence.
9. Analyze how two or more texts address similar themes or topics in order to build knowledge or to compare the approaches the authors take.

### Range of Reading and Level of Text Complexity

10. Read and comprehend complex literary and informational texts independently and proficiently.

#### Note on range and content of student reading

To become college and career ready, students must grapple with works of exceptional craft and thought whose range extends across genres, cultures, and centuries. Such works offer profound insights into the human condition and serve as models for students' own thinking and writing. Along with high-quality contemporary works, these texts should be chosen from among seminal U.S. documents, the classics of American literature, and the timeless dramas of Shakespeare. Through wide and deep reading of literature and literary nonfiction of steadily increasing sophistication, students gain a reservoir of literary and cultural knowledge, references, and images; the ability to evaluate intricate arguments; and the capacity to surmount the challenges posed by complex texts.

\*Please see “Research to Build Knowledge” in Writing and “Comprehension and Collaboration” in Speaking and Listening for additional standards relevant to gathering, assessing, and applying information from print and digital sources.

# Reading Standards for Literature

RL

Grade 6		Grade 7		Grade 8	
<b>Key Ideas and Details</b>					
Code	Standard				
RL.1	Cite textual evidence to support analysis of what the text says explicitly as well as inferences drawn from the text.	Cite several pieces of textual evidence to support analysis of what the text says explicitly as well as inferences drawn from the text.	Cite the textual evidence that most strongly supports an analysis of what the text says explicitly as well as inferences drawn from the text.		
RL.2	Determine a theme or central idea of a text and how it is conveyed through particular details; provide a summary of the text distinct from personal opinions or judgments.	Determine a theme or central idea of a text and analyze its development over the course of the text; provide an objective summary of the text.	Determine a theme or central idea of a text and analyze its development over the course of the text, including its relationship to the characters, setting, and plot; provide an objective summary of the text.		
RL.3	Describe how a particular story's or drama's plot unfolds in a series of episodes as well as how the characters respond or change as the plot moves toward a resolution.	Analyze how particular elements of a story or drama interact (e.g., how setting shapes the characters or plot).*	Analyze how particular lines of dialogue or incidents in a story or drama propel the action, reveal aspects of a character, or provoke a decision.		
<b>Craft and Structure</b>					
Code	Standard				
RL.4	Determine the meaning of words and phrases as they are used in a text, including figurative and connotative meanings; analyze the impact of a specific word choice on meaning and tone.*	Determine the meaning of words and phrases as they are used in a text, including figurative and connotative meanings; analyze the impact of rhymes and other repetitions of sounds (e.g., alliteration) on a specific verse or stanza of a poem or section of a story or drama.*	Determine the meaning of words and phrases as they are used in a text, including figurative and connotative meanings; analyze the impact of specific word choices on meaning and tone, including analogies or allusions to other texts.*		
RL.5	Analyze how a particular sentence, chapter, scene, or stanza fits into the overall structure of a text and contributes to the development of the theme, setting, or plot.	Analyze how a drama's or poem's form or structure (e.g. soliloquy, sonnet) contributes to its meaning.	Compare and contrast the structure of two or more texts and analyze how the differing structure of each text contributes to its meaning and style.		
RL.6	Explain how an author develops the point of view of the narrator or speaker in a text.	Analyze how an author develops and contrasts the points of view of different characters or narrators in a text.	Explain how differences in the point of view of characters and the audience or reader (e.g., created through the use of dramatic irony) creates such effects as suspense or humor.		

**\*State Annotations to the Common Core**

RL.7.3: Story elements may include foreshadowing, point of view, plot development, protagonist, antagonist, theme, etc.

RL.6–8.4: Figurative language may include simile, metaphor, hyperbole, personification; sounds include onomatopoeia, rhyme, rhythm, etc.

# Reading Standards for Literature

RL

Grade 6		Grade 7		Grade 8	
<b>Integration of Knowledge and Ideas</b>					
Code	Standard				
RL.7	Compare and contrast the experience of reading a story, drama, or poem to listening to or viewing an audio, video, or live version of the text, including contrasting what they “see” and “hear” when reading the text to what they perceive when they listen or watch.	Compare and contrast a written story, drama, or poem to its audio, filmed, staged, or multimedia version, analyzing the effects of techniques unique to each medium (e.g., lighting, sound, color, or camera focus and angles in a film).	Analyze the extent to which a filmed or live production of a story or drama stays faithful to or departs from the text or script, evaluating the choices made by the director or actors.		
RL.8	(Not applicable to literature)	(Not applicable to literature)	(Not applicable to literature)		
RL.9	Compare and contrast texts in different forms or genres (e.g., stories and poems; historical novels and fantasy stories) in terms of their approaches to similar themes and topics.	Compare and contrast a fictional portrayal of a time, place, or character and a historical account of the same period as a means of understanding how authors of fiction use or alter history.	Analyze how a modern work of fiction draws on themes, patterns of events, or character types from myths, traditional stories, or religious works such as the Bible, including describing how the material is rendered new.		
<b>Range of Reading and Level of Text Complexity</b>					
Code	Standard				
RL.10	By the end of the year, read and comprehend literature, including stories, dramas, and poems, in the grades 6–8 text complexity band* proficiently, with scaffolding as needed at the high end of the range.	By the end of the year, read and comprehend literature, including stories, dramas, and poems, in the grades 6–8 text complexity band* proficiently, with scaffolding as needed at the high end of the range.	By the end of the year, read and comprehend literature, including stories, dramas, and poems, at the high end of the grades 6–8 text complexity band* independently and proficiently.		

## \*State Annotations to the Common Core

RL.6-8.10: See [Appendix A](#), pages 2–16 for additional information about [complexity band](#).

# Reading Standards for Informational Text

RI

Grade 6		Grade 7		Grade 8	
<b>Key Ideas and Details</b>					
Code	Standard				
RI.1	Cite textual evidence to support analysis of what the text says explicitly as well as inferences drawn from the text.*	Cite several pieces of textual evidence to support analysis of what the text says explicitly as well as inferences drawn from the text.*	Cite the textual evidence that most strongly supports an analysis of what the text says explicitly as well as inferences drawn from the text.*		
RI.2	Determine a central idea of a text and how it is conveyed through particular details; provide a summary of the text distinct from personal opinions or judgments.	Determine two or more central ideas in a text and analyze their development over the course of the text; provide an objective summary of the text.	Determine a central idea of a text and analyze its development over the course of the text, including its relationship to supporting ideas; provide an objective summary of the text.		
RI.3	Analyze in detail how a key individual, event, or idea is introduced, illustrated, and elaborated in a text (e.g., through examples or anecdotes).	Analyze the interactions between individuals, events, and ideas in a text (e.g., how ideas influence individuals or events, or how individuals influence ideas or events).	Analyze how a text makes connections among and distinctions between individuals, ideas, or events (e.g., through comparisons, analogies, or categories).		
<b>Craft and Structure</b>					
Code	Standard				
RI.4	Determine the meaning of words and phrases as they are used in a text, including figurative, connotative, and technical meanings.	Determine the meaning of words and phrases as they are used in a text, including figurative, connotative, and technical meanings; analyze the impact of a specific word choice on meaning and tone.	Determine the meaning of words and phrases as they are used in a text, including figurative, connotative, and technical meanings; analyze the impact of specific word choices on meaning and tone, including analogies or allusions to other texts.		
RI.5	Analyze how a particular sentence, paragraph, chapter, or section fits into the overall structure of a text and contributes to the development of the ideas.	Analyze the structure an author uses to organize a text, including how the major sections contribute to the whole and to the development of the ideas.	Analyze in detail the structure of a specific paragraph in a text, including the role of particular sentences in developing and refining a key concept.		
RI.6	Determine an author's point of view or purpose in a text and explain how it is conveyed in the text.	Determine an author's point of view or purpose in a text and analyze how the author distinguishes his or her position from that of others.	Determine an author's point of view or purpose in a text and analyze how the author acknowledges and responds to conflicting evidence or viewpoints.		

**\*State Annotations to the Common Core**

RI.6-8.1: Textual evidence may include graphs, charts, diagrams, maps, pictures, etc.

# Reading Standards for Informational Text

RI

Grade 6		Grade 7	Grade 8
<b>Integration of Knowledge and Ideas</b>			
Code	Standard		
RI.7	Integrate information presented in different media or formats (e.g., visually, quantitatively) as well as in words to develop a coherent understanding of a topic or issue.*	Compare and contrast a text to an audio, video, or multimedia version of the text, analyzing each medium's portrayal of the subject (e.g., how the delivery of a speech affects the impact of the words).	Evaluate the advantages and disadvantages of using different mediums (e.g., print or digital text, video, multimedia) to present a particular topic or idea.
RI.8	Trace and evaluate the argument and specific claims in a text, distinguishing claims that are supported by reasons and evidence from claims that are not.*	Trace and evaluate the argument and specific claims in a text, assessing whether the reasoning is sound and the evidence is relevant and sufficient to support the claims.	Delineate and evaluate the argument and specific claims in a text, assessing whether the reasoning is sound and the evidence is relevant and sufficient; recognize when irrelevant evidence is introduced.
RI.9	Compare and contrast one author's presentation of events with that of another (e.g., a memoir written by and a biography on the same person).	Analyze how two or more authors writing about the same topic shape their presentations of key information by emphasizing different evidence or advancing different interpretations of facts.	Analyze a case in which two or more texts provide conflicting information on the same topic and identify where the texts disagree on matters of fact or interpretation.
<b>Range of Reading and Level of Text Complexity</b>			
Code	Standard		
RI.10	By the end of the year, read and comprehend literary nonfiction in the grades 6–8 text complexity band* proficiently, with scaffolding as needed at the high end of the range.	By the end of the year, read and comprehend literary nonfiction in the grades 6–8 text complexity band* proficiently, with scaffolding as needed at the high end of the range.	By the end of the year, read and comprehend literary nonfiction at the high end of the grades 6–8 text complexity band* independently and proficiently.

## \*State Annotations to the Common Core

RI.6.7: Quantitative information includes tables, charts, and graphs.

RI.6.8: Supported claims may include historical or scientific evidence; non-supported claims may include propaganda and advertising.

RI.6-8.10: See [Appendix A](#), pages 2–16 for additional information about [complexity band](#).



# Reading Standards for Literature

RL

Grades 9–10		Grades 11–12
<b>Key Ideas and Details</b>		
Code	Standard	
RL.1	Cite strong and thorough textual evidence to support analysis of what the text says explicitly as well as inferences drawn from the text.	Cite strong and thorough textual evidence to support analysis of what the text says explicitly as well as inferences drawn from the text, including determining where the text leaves matters uncertain.
RL.2	Determine a theme or central idea of a text and analyze in detail its development over the course of the text, including how it emerges and is shaped and refined by specific details; provide an objective summary of the text.*	Determine two or more themes or central ideas of a text and analyze their development over the course of the text, including how they interact and build on one another to produce a complex account; provide an objective summary of the text.*
RL.3	Analyze how complex characters (e.g., those with multiple or conflicting motivations) develop over the course of a text, interact with other characters, and advance the plot or develop the theme.	Analyze the impact of the author’s choices regarding how to develop and relate elements of a story or drama (e.g., where a story is set, how the action is ordered, how the characters are introduced and developed).
<b>Craft and Structure</b>		
Code	Standard	
RL.4	Determine the meaning of words and phrases as they are used in the text, including figurative and connotative meanings; analyze the cumulative impact of specific word choices on meaning and tone (e.g., how the language evokes a sense of time and place; how it sets a formal or informal tone).*	Determine the meaning of words and phrases as they are used in the text, including figurative and connotative meanings; analyze the impact of specific word choices on meaning and tone, including words with multiple meanings or language that is particularly fresh, engaging, or beautiful. (Include Shakespeare as well as other authors.)*
RL.5	Analyze how an author’s choices concerning how to structure a text, order events within it (e.g., parallel plots), and manipulate time (e.g., pacing, flashbacks) create such effects as mystery, tension, or surprise.	Analyze how an author’s choices concerning how to structure specific parts of a text (e.g., the choice of where to begin or end a story, the choice to provide a comedic or tragic resolution) contribute to its overall structure and meaning as well as its aesthetic impact.
RL.6	Analyze a particular point of view or cultural experience reflected in a work of literature from outside the United States, drawing on a wide reading of world literature.	Analyze a case in which grasping point of view requires distinguishing what is directly stated in a text from what is really meant (e.g., satire, sarcasm, irony, or understatement).

**\*State Annotations to the Common Core**

RL.9-10.2: See [Appendix B](#), page 121 for an example.

RL.9-10.4: For example, identify cultural and gender perspectives or bias in language.

RL.11-12.2: See [Appendix B](#), page 163 for an example.

RL.11-12.4: The writing committee currently interprets the parenthetical information as guidance rather than a mandate.

# Reading Standards for Literature

RL

Grades 9–10		Grades 11–12
<b>Integration of Knowledge and Ideas</b>		
Code	Standard	
RL.7	Analyze the representation of a subject or a key scene in two different artistic mediums, including what is emphasized or absent in each treatment (e.g., Auden’s “Musée des Beaux Arts” and Breughel’s <i>Landscape with the Fall of Icarus</i> ).	Analyze multiple interpretations of a story, drama, or poem (e.g., recorded or live production of a play or recorded novel or poetry), evaluating how each version interprets the source text. (Include at least one play by Shakespeare and one play by an American dramatist.)*
RL.8	(Not applicable to literature)	(Not applicable to literature)
RL.9	Analyze how an author draws on and transforms source material in a specific work (e.g., how Shakespeare treats a theme or topic from Ovid or the Bible or how a later author draws on a play by Shakespeare).	Demonstrate knowledge of eighteenth-, nineteenth- and early-twentieth-century foundational works of American literature, including how two or more texts from the same period treat similar themes or topics.
<b>Range of Reading and Level of Text Complexity</b>		
Code	Standard	
RL.10	<p>By the end of grade 9, read and comprehend literature, including stories, dramas, and poems, in the grades 9–10 text complexity band* proficiently, with scaffolding as needed at the high end of the range.</p> <p>By the end of grade 10, read and comprehend literature, including stories, dramas, and poems, at the high end of the grades 9–10 text complexity band independently and proficiently.</p>	<p>By the end of grade 11, read and comprehend literature, including stories, dramas, and poems, in the grades 11–CCR text complexity band* proficiently, with scaffolding as needed at the high end of the range.</p> <p>By the end of grade 12, read and comprehend literature, including stories, dramas, and poems, at the high end of the grades 11–CCR text complexity band independently and proficiently.</p>

**\*State Annotations to the Common Core**

RL.9-12.10: See [Appendix A](#), pages 2–16 for additional information about [complexity band](#).

RL.11-12.7: The writing committee currently interprets the parenthetical information as guidance rather than a mandate.

# Reading Standards for Informational Text

RI

Grades 9–10		Grades 11–12
<b>Key Ideas and Details</b>		
Code	Standard	
RI.1	Cite strong and thorough textual evidence to support analysis of what the text says explicitly as well as inferences drawn from the text.	Cite strong and thorough textual evidence to support analysis of what the text says explicitly as well as inferences drawn from the text, including determining where the text leaves matters uncertain.
RI.2	Determine a central idea of a text and analyze its development over the course of the text, including how it emerges and is shaped and refined by specific details; provide an objective summary of the text.*	Determine two or more central ideas of a text and analyze their development over the course of the text, including how they interact and build on one another to provide a complex analysis; provide an objective summary of the text.
RI.3	Analyze how the author unfolds an analysis or series of ideas or events, including the order in which the points are made, how they are introduced and developed, and the connections that are drawn between them.	Analyze a complex set of ideas or sequence of events and explain how specific individuals, ideas, or events interact and develop over the course of the text.
<b>Craft and Structure</b>		
Code	Standard	
RI.4	Determine the meaning of words and phrases as they are used in a text, including figurative, connotative, and technical meanings; analyze the cumulative impact of specific word choices on meaning and tone (e.g., how the language of a court opinion differs from that of a newspaper).*	Determine the meaning of words and phrases as they are used in a text, including figurative, connotative, and technical meanings; analyze how an author uses and refines the meaning of a key term or terms over the course of a text (e.g., how Madison defines <i>faction</i> in <i>Federalist</i> No. 10).*
RI.5	Analyze in detail how an author's ideas or claims are developed and refined by particular sentences, paragraphs, or larger portions of a text (e.g., a section or chapter).	Analyze and evaluate the effectiveness of the structure an author uses in his or her exposition or argument, including whether the structure makes points clear, convincing, and engaging.
RI.6	Determine an author's point of view or purpose in a text and analyze how an author uses rhetoric to advance that point of view or purpose.*	Determine an author's point of view or purpose in a text in which the rhetoric is particularly effective, analyzing how style and content contribute to the power, persuasiveness, or beauty of the text.*

## \*State Annotations to the Common Core

RI.9-10.2: Differentiate how information is presented in a variety of nonfiction genres (i.e., newspapers, magazines, electronic texts, biographies, reference materials, essays, and speeches).

RI.9-12.4: For example, identify cultural and gender perspectives or bias in language.

RI.9-10.6: See [Appendix B](#), page 130 for an example.

RI.11-12.6: See [Appendix B](#), page 171 for an example.

# Reading Standards for Informational Text

RI

Grades 9–10	Grades 11–12
-------------	--------------

Integration of Knowledge and Ideas		
Code	Standard	
RI.7	Analyze various accounts of a subject told in different mediums (e.g., a person's life story in both print and multimedia), determining which details are emphasized in each account.	Integrate and evaluate multiple sources of information presented in different media or formats (e.g., visually, quantitatively*) as well as in words in order to address a question or solve a problem.
RI.8	Delineate and evaluate the argument and specific claims in a text, assessing whether the reasoning is valid and the evidence is relevant and sufficient; identify false statements and fallacious reasoning.	Delineate and evaluate the reasoning in seminal U.S. texts, including the application of constitutional principles and use of legal reasoning (e.g., in U.S. Supreme Court majority opinions and dissents) and the premises, purposes, and arguments in works of public advocacy (e.g., <i>The Federalist</i> , presidential addresses).
RI.9	Analyze seminal U.S. documents of historical and literary significance (e.g., Washington's Farewell Address, the Gettysburg Address, Roosevelt's Four Freedoms speech, King's "Letter from Birmingham Jail"), including how they address related themes and concepts.*	Analyze seventeenth-, eighteenth-, and nineteenth-century foundational U.S. documents of historical and literary significance (including The Declaration of Independence, the Preamble to the Constitution, the Bill of Rights, and Lincoln's Second Inaugural Address) for their themes, purposes, and rhetorical features.*

## Range of Reading and Level of Text Complexity

Code	Standard	
RI.10	<p>By the end of grade 9, read and comprehend literary nonfiction in the grades 9–10 text complexity band* proficiently, with scaffolding as needed at the high end of the range.</p> <p>By the end of grade 10, read and comprehend literary nonfiction at the high end of the grades 9–10 text complexity band* independently and proficiently.</p>	<p>By the end of grade 11, read and comprehend literary nonfiction in the grades 11–CCR text complexity band* proficiently, with scaffolding as needed at the high end of the range.</p> <p>By the end of grade 12, read and comprehend literary nonfiction at the high end of the grades 11–CCR text complexity band* independently and proficiently.</p>

### \*State Annotations to the Common Core

RI.9-10.9: See [Appendix B](#), pages 129-130 for an example.

RI.9-12.10: See [Appendix A](#), pages 2–16 for additional information about [complexity band](#).

RI.11-12.7: Quantitative information includes tables, charts, and graphs.

RI.11-12.9: The writing committee currently interprets the parenthetical information as guidance rather than a mandate; see [Appendix B](#), page 171 for an example.

## College and Career Readiness Anchor Standards for Writing

The grades 6–12 standards on the following pages define what students should understand and be able to do by the end of each grade. They correspond to the College and Career Readiness (CCR) anchor standards below by number. The CCR and grade-specific standards are necessary complements—the former providing broad standards, the latter providing additional specificity—that together define the skills and understandings that all students must demonstrate.

### Text Types and Purposes\*

1. Write arguments to support claims in an analysis of substantive topics or texts, using valid reasoning and relevant and sufficient evidence.
2. Write informative/explanatory texts to examine and convey complex ideas and information clearly and accurately through the effective selection, organization, and analysis of content.
3. Write narratives to develop real or imagined experiences or events using effective technique, well-chosen details, and well-structured event sequences.

### Production and Distribution of Writing

4. Produce clear and coherent writing in which the development, organization, and style are appropriate to task, purpose, and audience.
5. Develop and strengthen writing as needed by planning, revising, editing, rewriting, or trying a new approach.
6. Use technology, including the Internet, to produce and publish writing and to interact and collaborate with others.

### Research to Build and Present Knowledge

7. Conduct short as well as more sustained research projects based on focused questions, demonstrating understanding of the subject under investigation.
8. Gather relevant information from multiple print and digital sources, assess the credibility and accuracy of each source, and integrate the information while avoiding plagiarism.
9. Draw evidence from literary or informational texts to support analysis, reflection, and research.

### Range of Writing

10. Write routinely over extended time frames (time for research, reflection, and revision) and shorter time frames (a single sitting or a day or two) for a range of tasks, purposes, and audiences.

#### Note on range and content of student writing

For students, writing is a key means of asserting and defending claims, showing what they know about a subject, and conveying what they have experienced, imagined, thought, and felt. To be college- and career ready writers, students must take task, purpose, and audience into careful consideration, choosing words, information, structures, and formats deliberately. They need to know how to combine elements of different kinds of writing—for example, to use narrative strategies within argument and explanation within narrative—to produce complex and nuanced writing. They need to be able to use technology strategically when creating, refining, and collaborating on writing. They have to become adept at gathering information, evaluating sources, and citing material accurately, reporting findings from their research and analysis of sources in a clear and cogent manner. They must have the flexibility, concentration, and fluency to produce high-quality first draft text under a tight deadline as well as the capacity to revisit and make improvements to a piece of writing over multiple drafts when circumstances encourage or require it.

\* These broad types of writing may include many subgenres. See [Appendix A](#) for definitions of key writing types.

# Writing Standards

W

Grade 6		Grade 7		Grade 8	
Text Types and Purposes					
Code	Standard		Standard		Standard
W.1	<p>Write arguments* to support claims with clear reasons and relevant evidence.</p> <ol style="list-style-type: none"> <li>Introduce claim(s)* and organize the reasons and evidence clearly.</li> <li>Support claim(s) with clear reasons and relevant evidence, using credible sources and demonstrating an understanding of the topic or text.</li> <li>Use words, phrases, and clauses to clarify the relationships among claim(s) and reasons.*</li> <li>Establish and maintain a formal style.</li> <li>Provide a concluding statement or section that follows from the argument presented.</li> </ol>		<p>Write arguments* to support claims with clear reasons and relevant evidence.</p> <ol style="list-style-type: none"> <li>Introduce claim(s)*, acknowledge alternate or opposing claims, and organize the reasons and evidence logically.</li> <li>Support claim(s) with logical reasoning and relevant evidence, using accurate, credible sources and demonstrating an understanding of the topic or text.</li> <li>Use words, phrases, and clauses to create cohesion and clarify the relationships among claim(s), reasons, and evidence.*</li> <li>Establish and maintain a formal style.</li> <li>Provide a concluding statement or section that follows from and supports the argument presented.</li> </ol>		<p>Write arguments* to support claims with clear reasons and relevant evidence.</p> <ol style="list-style-type: none"> <li>Introduce claim(s)*, acknowledge and distinguish the claim(s) from alternate or opposing claims, and organize the reasons and evidence logically.</li> <li>Support claim(s) with logical reasoning and relevant evidence, using accurate, credible sources and demonstrating an understanding of the topic or text.</li> <li>Use words, phrases, and clauses to create cohesion and clarify the relationships among claim(s), counterclaims, reasons, and evidence.*</li> <li>Establish and maintain a formal style.</li> <li>Provide a concluding statement or section that follows from and supports the argument presented.</li> </ol>
W.2	<p>Write informative/explanatory texts to examine a topic and convey ideas, concepts, and information through the selection, organization, and analysis of relevant content.</p> <ol style="list-style-type: none"> <li>Introduce a topic; organize ideas, concepts, and information, using strategies such as definition, classification, comparison/contrast, and cause/effect; include formatting (e.g., headings), graphics (e.g., charts, tables), and multimedia when useful to aiding comprehension.</li> <li>Develop the topic with relevant facts, definitions, concrete details, quotations, or other information and examples.</li> <li>Use appropriate transitions to clarify the relationships among ideas and concepts.</li> <li>Use precise language and domain-specific vocabulary to inform about or explain the topic.</li> <li>Establish and maintain a formal style.</li> <li>Provide a concluding statement or section that follows from the information or explanation presented.</li> </ol>		<p>Write informative/explanatory texts to examine a topic and convey ideas, concepts, and information through the selection, organization, and analysis of relevant content.</p> <ol style="list-style-type: none"> <li>Introduce a topic clearly, previewing what is to follow; organize ideas, concepts, and information, using strategies such as definition, classification, comparison/contrast, and cause/effect; include formatting (e.g., headings), graphics (e.g., charts, tables), and multimedia when useful to aiding comprehension.</li> <li>Develop the topic with relevant facts, definitions, concrete details, quotations, or other information and examples.</li> <li>Use appropriate transitions to create cohesion and clarify the relationships among ideas and concepts.</li> <li>Use precise language and domain-specific vocabulary to inform about or explain the topic.</li> <li>Establish and maintain a formal style.</li> <li>Provide a concluding statement or section that follows from and supports the information or explanation presented.</li> </ol>		<p>Write informative/explanatory texts to examine a topic and convey ideas, concepts, and information through the selection, organization, and analysis of relevant content.</p> <ol style="list-style-type: none"> <li>Introduce a topic clearly, previewing what is to follow; organize ideas, concepts, and information into broader categories; include formatting (e.g., headings), graphics (e.g., charts, tables), and multimedia when useful to aiding comprehension.</li> <li>Develop the topic with relevant, well-chosen facts, definitions, concrete details, quotations, or other information and examples.</li> <li>Use appropriate and varied transitions to create cohesion and clarify the relationships among ideas and concepts.</li> <li>Use precise language and domain-specific vocabulary to inform about or explain the topic.</li> <li>Establish and maintain a formal style.</li> <li>Provide a concluding statement or section that follows from and supports the information or explanation presented.</li> </ol>

## \*State Annotations to the Common Core

W.6-8.1: See [Appendix A](#), pages 23–25 for more information about writing arguments.

W.6-8.1.a: Thesis statements are referred to as claims.

W.6-8.1.c: Words, phrases, and clauses are used as transitions.

# Writing Standards

W

Grade 6	Grade 7	Grade 8
---------	---------	---------

## Text Types and Purposes, continued

Code	Standard	Standard	Standard
W.3	<p>Write narratives to develop real or imagined experiences or events using effective technique, relevant descriptive details, and well-structured event sequences.</p> <ol style="list-style-type: none"> <li>Engage and orient the reader by establishing a context and introducing a narrator and/or characters; organize an event sequence that unfolds naturally and logically.</li> <li>Use narrative techniques, such as dialogue, pacing, and description, to develop experiences, events, and/or characters.</li> <li>Use a variety of transition words, phrases, and clauses to convey sequence and signal shifts from one time frame or setting to another.</li> <li>Use precise words and phrases, relevant descriptive details, and sensory language to convey experiences and events.</li> <li>Provide a conclusion that follows from the narrated experiences or events.</li> </ol>	<p>Write narratives to develop real or imagined experiences or events using effective technique, relevant descriptive details, and well-structured event sequences.</p> <ol style="list-style-type: none"> <li>Engage and orient the reader by establishing a context and point of view and introducing a narrator and/or characters; organize an event sequence that unfolds naturally and logically.</li> <li>Use narrative techniques, such as dialogue, pacing, and description, to develop experiences, events, and/or characters.</li> <li>Use a variety of transition words, phrases, and clauses to convey sequence and signal shifts from one time frame or setting to another.</li> <li>Use precise words and phrases, relevant descriptive details, and sensory language to capture the action and convey experiences and events.</li> <li>Provide a conclusion that follows from and reflects on the narrated experiences or events.</li> </ol>	<p>Write narratives to develop real or imagined experiences or events using effective technique, relevant descriptive details, and well-structured event sequences.</p> <ol style="list-style-type: none"> <li>Engage and orient the reader by establishing a context and point of view and introducing a narrator and/or characters; organize an event sequence that unfolds naturally and logically.</li> <li>Use narrative techniques, such as dialogue, pacing, description, and reflection, to develop experiences, events, and/or characters.</li> <li>Use a variety of transition words, phrases, and clauses to convey sequence, signal shifts from one time frame or setting to another, and show the relationships among experiences and events.</li> <li>Use precise words and phrases, relevant descriptive details, and sensory language to capture the action and convey experiences and events.</li> <li>Provide a conclusion that follows from and reflects on the narrated experiences or events.</li> </ol>

## Production and Distribution of Writing

Code	Standard	Standard	Standard
W.4	Produce clear and coherent writing in which the development, organization, and style are appropriate to task, purpose, and audience. (Grade-specific expectations for writing types are defined in standards 1–3.)	Produce clear and coherent writing in which the development, organization, and style are appropriate to task, purpose, and audience. (Grade-specific expectations for writing types are defined in standards 1–3.)	Produce clear and coherent writing in which the development, organization, and style are appropriate to task, purpose, and audience. (Grade-specific expectations for writing types are defined in standards 1–3.)
W.5	With some guidance and support from peers and adults, develop and strengthen writing as needed by planning, revising, editing, rewriting, or trying a new approach. (Editing for conventions should demonstrate command of Language standards 1–3 up to and including grade 6.)	With some guidance and support from peers and adults, develop and strengthen writing as needed by planning, revising, editing, rewriting, or trying a new approach, focusing on how well purpose and audience have been addressed. (Editing for conventions should demonstrate command of Language standards 1–3 up to and including grade 7.)	With some guidance and support from peers and adults, develop and strengthen writing as needed by planning, revising, editing, rewriting, or trying a new approach, focusing on how well purpose and audience have been addressed. (Editing for conventions should demonstrate command of Language standards 1–3 up to and including grade 8.)
W.6	Use technology, including the Internet, to produce and publish writing as well as to interact and collaborate with others; demonstrate sufficient command of keyboarding skills to type a minimum of three pages in a single sitting.	Use technology, including the Internet, to produce and publish writing and link to and cite sources as well as to interact and collaborate with others, including linking to and citing sources.	Use technology, including the Internet, to produce and publish writing and present the relationships between information and ideas efficiently as well as to interact and collaborate with others.

# Writing Standards

W

Grade 6		Grade 7		Grade 8	
<b>Research to Build and Present Knowledge</b>					
Code	Standard				
W.7	Conduct short research projects to answer a question, drawing on several sources and refocusing the inquiry when appropriate.	Conduct short research projects to answer a question, drawing on several sources and generating additional related, focused questions for further research and investigation.	Conduct short research projects to answer a question (including a self-generated question), drawing on several sources and generating additional related, focused questions that allow for multiple avenues of exploration.		
W.8	Gather relevant information from multiple print and digital sources; assess the credibility of each source; and quote or paraphrase the data and conclusions of others while avoiding plagiarism and providing basic bibliographic information for sources.	Gather relevant information from multiple print and digital sources, using search terms effectively; assess the credibility and accuracy of each source; and quote or paraphrase the data and conclusions of others while avoiding plagiarism and following a standard format for citation.	Gather relevant information from multiple print and digital sources, using search terms effectively; assess the credibility and accuracy of each source; and quote or paraphrase the data and conclusions of others while avoiding plagiarism and following a standard format for citation.		
W.9	<p>Draw evidence from literary or informational texts to support analysis, reflection, and research.</p> <p>a. Apply <i>grade 6 Reading standards</i> to literature (e.g., "Compare and contrast texts in different forms or genres [e.g., stories and poems; historical novels and fantasy stories] in terms of their approaches to similar themes and topics.").</p> <p>b. Apply <i>grade 6 Reading standards</i> to literary nonfiction (e.g., "Trace and evaluate the argument and specific claims in a text, distinguishing claims that are supported by reasons and evidence from claims that are not.").</p>	<p>Draw evidence from literary or informational texts to support analysis, reflection, and research.</p> <p>a. Apply <i>grade 7 Reading standards</i> to literature (e.g., "Compare and contrast a fictional portrayal of a time, place, or character and a historical account of the same period as a means of understanding how authors of fiction use or alter history.").</p> <p>b. Apply <i>grade 7 Reading standards</i> to literary nonfiction (e.g., "Trace and evaluate the argument and specific claims in a text, assessing whether the reasoning is sound and the evidence is sufficient to support the claims.").</p>	<p>Draw evidence from literary or informational texts to support analysis, reflection, and research.</p> <p>a. Apply <i>grade 8 Reading standards</i> to literature (e.g., "Analyze how a modern work of fiction draws on themes, patterns of events, or character types from myths, traditional stories, or religious works such as the Bible, including describing how the material is rendered new.").</p> <p>b. Apply <i>grade 8 Reading standards</i> to literary nonfiction (e.g., "Delineate and evaluate the argument and specific claims in a text, assessing whether the reasoning is sound and the evidence is relevant and sufficient; recognize when irrelevant evidence is introduced.").</p>		
<b>Range of Writing</b>					
Code	Standard				
W.10	Write routinely over extended time frames (time for research, reflection, and revision) and shorter time frames (a single sitting or a day or two) for a range of discipline-specific tasks, purposes, and audiences.	Write routinely over extended time frames (time for research, reflection, and revision) and shorter time frames (a single sitting or a day or two) for a range of discipline-specific tasks, purposes, and audiences.	Write routinely over extended time frames (time for research, reflection, and revision) and shorter time frames (a single sitting or a day or two) for a range of discipline-specific tasks, purposes, and audiences.		



Grades 9–10		Grades 11–12
Text Types and Purposes		
Code	Standard	
W.1	<p>Write arguments* to support claims in an analysis of substantive topics or texts, using valid reasoning and relevant and sufficient evidence.</p> <ol style="list-style-type: none"> <li>Introduce precise claim(s), distinguish the claim(s) from alternate or opposing claims, and create an organization that establishes clear relationships among claim(s), counterclaims, reasons, and evidence.</li> <li>Develop claim(s) and counterclaims fairly, supplying evidence for each while pointing out the strengths and limitations of both in a manner that anticipates the audience’s knowledge level and concerns.</li> <li>Use words, phrases, and clauses to link the major sections of the text, create cohesion, and clarify the relationships between claim(s) and reasons, between reasons and evidence, and between claim(s) and counterclaims.</li> <li>Establish and maintain a formal style and objective tone while attending to the norms and conventions of the discipline in which they are writing.</li> <li>Provide a concluding statement or section that follows from and supports the argument presented.</li> </ol>	<p>Write arguments* to support claims in an analysis of substantive topics or texts, using valid reasoning and relevant and sufficient evidence.</p> <ol style="list-style-type: none"> <li>Introduce precise, knowledgeable claim(s), establish the significance of the claim(s), distinguish the claim(s) from alternate or opposing claims, and create an organization that logically sequences claim(s), counterclaims, reasons, and evidence.</li> <li>Develop claim(s) and counterclaims fairly and thoroughly, supplying the most relevant evidence for each while pointing out the strengths and limitations of both in a manner that anticipates the audience’s knowledge level, concerns, values, and possible biases.</li> <li>Use words, phrases, and clauses as well as varied syntax to link the major sections of the text, create cohesion, and clarify the relationships between claim(s) and reasons, between reasons and evidence, and between claim(s) and counterclaims.</li> <li>Establish and maintain a formal style and objective tone while attending to the norms and conventions of the discipline in which they are writing.</li> <li>Provide a concluding statement or section that follows from and supports the argument presented.</li> </ol>
W.2	<p>Write informative/explanatory texts* to examine and convey complex ideas, concepts, and information clearly and accurately through the effective selection, organization, and analysis of content.</p> <ol style="list-style-type: none"> <li>Introduce a topic; organize complex ideas, concepts, and information to make important connections and distinctions; include formatting (e.g., headings), graphics (e.g., figures, tables), and multimedia when useful to aiding comprehension.</li> <li>Develop the topic with well-chosen, relevant, and sufficient facts, extended definitions, concrete details, quotations, or other information and examples appropriate to the audience’s knowledge of the topic.</li> <li>Use appropriate and varied transitions to link the major sections of the text, create cohesion, and clarify the relationships among complex ideas and concepts.</li> <li>Use precise language and domain-specific vocabulary to manage the complexity of the topic.</li> <li>Establish and maintain a formal style and objective tone while attending to the norms and conventions of the discipline in which they are writing.</li> <li>Provide a concluding statement or section that follows from and supports the information or explanation presented (e.g., articulating implications or the significance of the topic).</li> </ol>	<p>Write informative/explanatory texts* to examine and convey complex ideas, concepts, and information clearly and accurately through the effective selection, organization, and analysis of content.</p> <ol style="list-style-type: none"> <li>Introduce a topic; organize complex ideas, concepts, and information so that each new element builds on that which precedes it to create a unified whole; include formatting (e.g., headings), graphics (e.g., figures, tables), and multimedia when useful to aiding comprehension.</li> <li>Develop the topic thoroughly by selecting the most significant and relevant facts, extended definitions, concrete details, quotations, or other information and examples appropriate to the audience’s knowledge of the topic.</li> <li>Use appropriate and varied transitions and syntax to link the major sections of the text, create cohesion, and clarify the relationships among complex ideas and concepts.</li> <li>Use precise language, domain-specific vocabulary, and techniques such as metaphor, simile, and analogy to manage the complexity of the topic.</li> <li>Establish and maintain a formal style and objective tone while attending to the norms and conventions of the discipline in which they are writing.</li> <li>Provide a concluding statement or section that follows from and supports the information or explanation presented (e.g., articulating implications or the significance of the topic).</li> </ol>

**\*State Annotations to the Common Core**

- W.9-10.1: See [Appendix A](#), pages 23–25 for more information about writing arguments; see [Appendix C](#), pages 57–59 for an example.
- W.11-12.1: See [Appendix A](#), pages 23–25 for more information about writing arguments; see [Appendix C](#), pages 76–79 for an example.
- W.9-10-2: See [Appendix A](#), page 23 for more information about writing exposition; see [Appendix C](#), pages 60–63 for an example
- W.11-12.2: See [Appendix A](#), page 23 for more information about writing exposition; see [Appendix C](#), pages 70–75 and 80–103 for examples.

# Writing Standards

W

Grades 9–10	Grades 11–12
-------------	--------------

## Text Types and Purposes, continued

Code	Standard	Standard
W.3	<p>Write narratives* to develop real or imagined experiences or events using effective technique, well-chosen details, and well-structured event sequences.</p> <ol style="list-style-type: none"> <li>a. Engage and orient the reader by setting out a problem, situation, or observation, establishing one or multiple point(s) of view, and introducing a narrator and/or characters; create a smooth progression of experiences or events.</li> <li>b. Use narrative techniques, such as dialogue, pacing, description, reflection, and multiple plot lines, to develop experiences, events, and/or characters.</li> <li>c. Use a variety of techniques to sequence events so that they build on one another to create a coherent whole.</li> <li>d. Use precise words and phrases, telling details, and sensory language to convey a vivid picture of the experiences, events, setting, and/or characters.</li> <li>e. Provide a conclusion that follows from and reflects on what is experienced, observed, or resolved over the course of the narrative.</li> </ol>	<p>Write narratives* to develop real or imagined experiences or events using effective technique, well-chosen details, and well-structured event sequences.</p> <ol style="list-style-type: none"> <li>a. Engage and orient the reader by setting out a problem, situation, or observation and its significance, establishing one or multiple point(s) of view, and introducing a narrator and/or characters; create a smooth progression of experiences or events.</li> <li>b. Use narrative techniques, such as dialogue, pacing, description, reflection, and multiple plot lines, to develop experiences, events, and/or characters.</li> <li>c. Use a variety of techniques to sequence events so that they build on one another to create a coherent whole and build toward a particular tone and outcome (e.g., a sense of mystery, suspense, growth, or resolution).</li> <li>d. Use precise words and phrases, telling details, and sensory language to convey a vivid picture of the experiences, events, setting, and/or characters.</li> <li>e. Provide a conclusion that follows from and reflects on what is experienced, observed, or resolved over the course of the narrative.</li> </ol>

## Production and Distribution of Writing

Code	Standard	Standard
W.4	<p>Produce clear and coherent writing in which the development, organization, and style are appropriate to task, purpose, and audience. (Grade-specific expectations for writing types are defined in standards 1–3.)</p>	<p>Produce clear and coherent writing in which the development, organization, and style are appropriate to task, purpose, and audience. (Grade-specific expectations for writing types are defined in standards 1–3.)</p>
W.5	<p>Develop and strengthen writing as needed by planning, revising, editing, rewriting, or trying a new approach, focusing on addressing what is most significant for a specific purpose and audience. (Editing for conventions should demonstrate command of Language standards 1–3 up to and including grades 9–10.)</p>	<p>Develop and strengthen writing as needed by planning, revising, editing, rewriting, or trying a new approach, focusing on addressing what is most significant for a specific purpose and audience. (Editing for conventions should demonstrate command of Language standards 1–3 up to and including grades 11–12.)</p>
W.6	<p>Use technology, including the Internet, to produce, publish, and update individual or shared writing products, taking advantage of technology’s capacity to link to other information and to display information flexibly and dynamically.</p>	<p>Use technology, including the Internet, to produce, publish, and update individual or shared writing products in response to ongoing feedback, including new arguments or information.</p>

### \*State Annotations to the Common Core

W.9-10.3: See [Appendix A](#), page 23 for more information about writing narratives; see [Appendix C](#), page 60 for an example.

W.11-12.3: See [Appendix A](#), page 23 for more information about writing narratives.

# Writing Standards

Grades 9–10		Grades 11–12
<b>Research to Build and Present Knowledge</b>		
Code	Standard	
W.7	Conduct short as well as more sustained research projects to answer a question (including a self-generated question) or solve a problem; narrow or broaden the inquiry when appropriate; synthesize multiple sources on the subject, demonstrating understanding of the subject under investigation.*	Conduct short as well as more sustained research projects to answer a question (including a self-generated question) or solve a problem; narrow or broaden the inquiry when appropriate; synthesize multiple sources on the subject, demonstrating understanding of the subject under investigation.*
W.8	Gather relevant information from multiple authoritative print and digital sources, using advanced searches effectively; assess the usefulness of each source in answering the research question; integrate information into the text selectively to maintain the flow of ideas, avoiding plagiarism and following a standard format for citation.*	Gather relevant information from multiple authoritative print and digital sources, using advanced searches effectively; assess the strengths and limitations of each source in terms of the task, purpose, and audience; integrate information into the text selectively to maintain the flow of ideas, avoiding plagiarism and overreliance on any one source and following a standard format for citation.
W.9	<p>Draw evidence from literary or informational texts to support analysis, reflection, and research.</p> <p>a. Apply <i>grades 9–10 Reading standards</i> to literature (e.g., “Analyze how an author draws on and transforms source material in a specific work [e.g., how Shakespeare treats a theme or topic from Ovid or the Bible or how a later author draws on a play by Shakespeare].”).</p> <p>b. Apply <i>grades 9–10 Reading standards</i> to literary nonfiction (e.g., “Delineate and evaluate the argument and specific claims in a text, assessing whether the reasoning is valid and the evidence is relevant and sufficient; identify false statements and fallacious reasoning.”).</p>	<p>Draw evidence from literary or informational texts to support analysis, reflection, and research.</p> <p>a. Apply <i>grades 11–12 Reading standards</i> to literature (e.g., “Demonstrate knowledge of eighteenth-, nineteenth- and early-twentieth-century foundational works of American literature, including how two or more texts from the same period treat similar themes or topics.”).</p> <p>b. Apply <i>grades 11–12 Reading standards</i> to literary nonfiction (e.g., “Delineate and evaluate the reasoning in seminal U.S. texts, including the application of constitutional principles and use of legal reasoning [e.g., in U.S. Supreme Court Case majority opinions and dissents) and the premises, purposes, and arguments in works of public advocacy (e.g., The Federalist, presidential addresses].”).</p>
<b>Range of Writing</b>		
Code	Standard	
W.10	Write routinely over extended time frames (time for research, reflection, and revision) and shorter time frames (a single sitting or a day or two) for a range of tasks, purposes, and audiences.	Write routinely over extended time frames (time for research, reflection, and revision) and shorter time frames (a single sitting or a day or two) for a range of tasks, purposes, and audiences.

## \*State Annotations to the Common Core

W.9-12.7: Formulate and support a thesis statement.

W.9-10.8: Access media (e.g., television, film, music, electronic databases, videos, DVDs, comics, visual and performing arts, newspapers, and periodicals) for a variety of purposes.

## College and Career Readiness Anchor Standards for Speaking and Listening

The grades 6–12 standards on the following pages define what students should understand and be able to do by the end of each grade. They correspond to the College and Career Readiness (CCR) anchor standards below by number. The CCR and grade-specific standards are necessary complements—the former providing broad standards, the latter providing additional specificity—that together define the skills and understandings that all students must demonstrate.

### Comprehension and Collaboration

1. Prepare for and participate effectively in a range of conversations and collaborations with diverse partners, building on others' ideas and expressing their own clearly and persuasively.
2. Integrate and evaluate information presented in diverse media and formats, including visually, quantitatively, and orally.
3. Evaluate a speaker's point of view, reasoning, and use of evidence and rhetoric.

### Presentation of Knowledge and Ideas

4. Present information, findings, and supporting evidence such that listeners can follow the line of reasoning and the organization, development, and style are appropriate to task, purpose, and audience.
5. Make strategic use of digital media and visual displays of data to express information and enhance understanding of presentations.
6. Adapt speech to a variety of contexts and communicative tasks, demonstrating command of formal English when indicated or appropriate.

#### Note on range and content of student speaking and listening

To become college and career ready, students must have ample opportunities to take part in a variety of rich, structured conversations—as part of a whole class, in small groups, and with a partner—built around important content in various domains. They must be able to contribute appropriately to these conversations, to make comparisons and contrasts, and to analyze and synthesize a multitude of ideas in accordance with the standards of evidence appropriate to a particular discipline. Whatever their intended major or profession, high school graduates will depend heavily on their ability to listen attentively to others so that they are able to build on others' meritorious ideas while expressing their own clearly and persuasively.

New technologies have broadened and expanded the role that speaking and listening play in acquiring and sharing knowledge and have tightened their link to other forms of communication. The Internet has accelerated the speed at which connections between speaking, listening, reading, and writing can be made, requiring that students be ready to use these modalities nearly simultaneously. Technology itself is changing quickly, creating a new urgency for students to be adaptable in response to change.

# Speaking and Listening Standards

SL

Grade 6	Grade 7	Grade 8
---------	---------	---------

## Comprehension and Collaboration

Code	Standard	Standard	Standard
SL.1	Engage effectively in a range of collaborative discussions (one-on-one, in groups, and teacher-led) with diverse partners on <i>grade 6 topics, texts, and issues</i> , building on others' ideas and expressing their own clearly. <ol style="list-style-type: none"> <li>Come to discussions prepared, having read or studied required material; explicitly draw on that preparation by referring to evidence on the topic, text, or issue to probe and reflect on ideas under discussion.</li> <li>Follow rules for collegial discussions, set specific goals and deadlines, and define individual roles as needed.</li> <li>Pose and respond to specific questions with elaboration and detail by making comments that contribute to the topic, text, or issue under discussion.</li> <li>Review the key ideas expressed and demonstrate understanding of multiple perspectives through reflection and paraphrasing.</li> </ol>	Engage effectively in a range of collaborative discussions (one-on-one, in groups, and teacher-led) with diverse partners on <i>grade 7 topics, texts, and issues</i> , building on others' ideas and expressing their own clearly. <ol style="list-style-type: none"> <li>Come to discussions prepared, having read or material under study; explicitly draw on that preparation by referring to evidence on the topic, text, or issue to probe and reflect on ideas under discussion.</li> <li>Follow rules for collegial discussions, track progress toward specific goals and deadlines, and define individual roles as needed.</li> <li>Pose questions that elicit elaboration and respond to others' questions and comments with relevant observations and ideas that bring the discussion back on topic as needed.</li> <li>Acknowledge new information expressed by others and, when warranted, modify their own views.</li> </ol>	Engage effectively in a range of collaborative discussions (one-on-one, in groups, and teacher-led) with diverse partners on <i>grade 8 topics, texts, and issues</i> , building on others' ideas and expressing their own clearly. <ol style="list-style-type: none"> <li>Come to discussions prepared, having read or researched material under study; explicitly draw on that preparation by referring to evidence on the topic, text, or issue to probe and reflect on ideas under discussion.</li> <li>Follow rules for collegial discussions and decision-making, track progress toward specific goals and deadlines, and define individual roles as needed.</li> <li>Pose questions that connect the ideas of several speakers and elicit elaboration, and respond to others' questions and comments with relevant evidence, observations, and ideas.</li> <li>Acknowledge new information expressed by others, and, when warranted, qualify or justify their own views and understanding in light of the evidence presented.</li> </ol>
SL.2	Interpret information presented in diverse media and formats (e.g., visually, quantitatively, orally) and explain how it contributes to a topic, text, or issue under study.	Analyze the main ideas and supporting details presented in diverse media and formats (e.g., visually, quantitatively, orally) and explain how the ideas clarify a topic, text, or issue under study.	Analyze the purpose of information presented in diverse media and formats (e.g., visually, quantitatively, orally) and evaluate the motives (e.g., social, commercial, political) behind its presentation.
SL.3	Delineate a speaker's argument and specific claims, distinguishing claims that are supported by reasons and evidence from claims that are not.	Delineate a speaker's argument and specific claims, evaluating the soundness of the reasoning and the relevance and sufficiency of the evidence.	Delineate a speaker's argument and specific claims, evaluating the soundness of the reasoning and relevance and sufficiency of the evidence and identifying when irrelevant evidence is introduced.

## Presentation of Knowledge and Ideas

Code	Standard	Standard	Standard
SL.4	Present claims and findings, sequencing ideas logically and using pertinent descriptions, facts, and details to accentuate main ideas or themes; use appropriate eye contact, adequate volume, and clear pronunciation.	Present claims and findings, emphasizing salient points in a focused, coherent manner with pertinent descriptions, facts, details, and examples; use appropriate eye contact, adequate volume, and clear pronunciation.	Present claims and findings, emphasizing salient points in a focused, coherent manner with relevant evidence, sound valid reasoning, and well-chosen details; use appropriate eye contact, adequate volume, and clear pronunciation.
SL.5	Include multimedia components (e.g., graphics, images, music, sound) and visual displays in presentations to clarify information.	Include multimedia components and visual displays in presentations to clarify claims and findings and emphasize salient points.	Integrate multimedia and visual displays into presentations to clarify information, strengthen claims and evidence, and add interest.
SL.6	Adapt speech to a variety of contexts and tasks, demonstrating command of formal English when indicated or appropriate. (See grade 6 Language standards 1 and 3 for specific expectations.)	Adapt speech to a variety of contexts and tasks, demonstrating command of formal English when indicated or appropriate. (See grade 7 Language standards 1 and 3 for specific expectations.)	Adapt speech to a variety of contexts and tasks, demonstrating command of formal English when indicated or appropriate. (See grade 8 Language standards 1 and 3 for specific expectations.)

# Speaking and Listening Standards

SL

Grades 9–10	Grades 11–12
-------------	--------------

## Comprehension and Collaboration

Code	Standard	Standard
SL.1	<p>Initiate and participate effectively in a range of collaborative discussions (one-on-one, in groups, and teacher-led) with diverse partners on <i>grades 9–10 topics, texts, and issues</i>, building on others' ideas and expressing their own clearly and persuasively.</p> <ol style="list-style-type: none"> <li>Come to discussions prepared, having read and researched material under study; explicitly draw on that preparation by referring to evidence from texts and other research on the topic or issue to stimulate a thoughtful, well-reasoned exchange of ideas.</li> <li>Work with peers to set rules for collegial discussions and decision-making (e.g., informal consensus, taking votes on key issues, presentation of alternate views), clear goals and deadlines, and individual roles as needed.</li> <li>Propel conversations by posing and responding to questions that relate the current discussion to broader themes or larger ideas; actively incorporate others into the discussion; and clarify, verify, or challenge ideas and conclusions.</li> <li>Respond thoughtfully to diverse perspectives, summarize points of agreement and disagreement, and, when warranted, qualify or justify their own views and understanding and make new connections in light of the evidence and reasoning presented.</li> </ol>	<p>Initiate and participate effectively in a range of collaborative discussions (one on-one, in groups, and teacher-led) with diverse partners on <i>grades 11–12 topics, texts, and issues</i>, building on others' ideas and expressing their own clearly and persuasively.</p> <ol style="list-style-type: none"> <li>Come to discussions prepared, having read and researched material under study; explicitly draw on that preparation by referring to evidence from texts and other research on the topic or issue to stimulate a thoughtful, well-reasoned exchange of ideas.</li> <li>Work with peers to promote civil, democratic discussions and decision-making, set clear goals and deadlines, and establish individual roles as needed.</li> <li>Propel conversations by posing and responding to questions that probe reasoning and evidence; ensure a hearing for a full range of positions on a topic or issue; clarify, verify, or challenge ideas and conclusions; and promote divergent and creative perspectives.</li> <li>Respond thoughtfully to diverse perspectives; synthesize comments, claims, and evidence made on all sides of an issue; resolve contradictions when possible; and determine what additional information or research is required to deepen the investigation or complete the task.</li> </ol>
SL.2	<p>Integrate multiple sources of information presented in diverse media or formats (e.g., visually, quantitatively*, orally) evaluating the credibility and accuracy of each source.</p>	<p>Integrate multiple sources of information presented in diverse formats and media (e.g., visually, quantitatively*, orally) in order to make informed decisions and solve problems, evaluating the credibility and accuracy of each source and noting any discrepancies among the data.</p>
SL.3	<p>Evaluate a speaker's point of view, reasoning, and use of evidence and rhetoric, identifying any fallacious reasoning or exaggerated or distorted evidence.</p>	<p>Evaluate a speaker's point of view, reasoning, and use of evidence and rhetoric, assessing the stance, premises, links among ideas, word choice, points of emphasis, and tone used.</p>

## Presentation of Knowledge and Ideas

Code	Standard	Standard
SL.4	<p>Present information, findings, and supporting evidence clearly, concisely, and logically such that listeners can follow the line of reasoning and the organization, development, substance, and style are appropriate to purpose, audience, and task.*</p>	<p>Present information, findings, and supporting evidence, conveying a clear and distinct perspective, such that listeners can follow the line of reasoning, alternative or opposing perspectives are addressed, and the organization, development, substance, and style are appropriate to purpose, audience, and a range of formal and informal tasks.*</p>
SL.5	<p>Make strategic use of digital media (e.g., textual, graphical, audio, visual, and interactive elements) in presentations to enhance understanding of findings, reasoning, and evidence and to add interest.</p>	<p>Make strategic use of digital media (e.g., textual, graphical, audio, visual, and interactive elements) in presentations to enhance understanding of findings, reasoning, and evidence and to add interest.</p>
SL.6	<p>Adapt speech to a variety of contexts and tasks, demonstrating command of formal English when indicated or appropriate. (See grades 9–10 Language standards 1 and 3 for specific expectations.)</p>	<p>Adapt speech to a variety of contexts and tasks, demonstrating a command of formal English when indicated or appropriate. (See grades 11–12 Language standards 1 and 3 for specific expectations.)</p>

### \*State Annotations to the Common Core

SL.9-12.2: Quantitative information includes tables, charts, and graphs.

SL.9-12.4: Demonstrate appropriate preparation methods including formulating a thesis statement; demonstrate appropriate nonverbal communication (e.g., body language, facial expression, eye contact, gestures, attire).

## College and Career Readiness Anchor Standards for Language

The grades 6–12 standards on the following pages define what students should understand and be able to do by the end of each grade. They correspond to the College and Career Readiness (CCR) anchor standards below by number. The CCR and grade-specific standards are necessary complements—the former providing broad standards, the latter providing additional specificity—that together define the skills and understandings that all students must demonstrate.

### Conventions of Standard English\*

1. Demonstrate command of the conventions of standard English grammar and usage when writing or speaking.
2. Demonstrate command of the conventions of standard English capitalization, punctuation, and spelling when writing.

### Knowledge of Language

3. Apply knowledge of language to understand how language functions in different contexts, to make effective choices for meaning or style, and to comprehend more fully when reading or listening.

### Vocabulary Acquisition and Use

4. Determine or clarify the meaning of unknown and multiple-meaning words and phrases by using context clues, analyzing meaningful word parts, and consulting general and specialized reference materials, as appropriate.
5. Demonstrate understanding of word relationships and nuances in word meanings.
6. Acquire and use accurately a range of general academic and domain-specific words and phrases sufficient for reading, writing, speaking, and listening at the college and career readiness level; demonstrate independence in gathering vocabulary knowledge when encountering an unknown term important to comprehension or expression.

### Note on range and content of student language use

To be college and career ready in language, students must have firm control over the conventions of standard English. At the same time, they must come to appreciate that language is at least as much a matter of craft as of rules and be able to choose words, syntax, and punctuation to express themselves and achieve particular functions and rhetorical effects. They must also have extensive vocabularies, built through reading and study, enabling them to comprehend complex texts and engage in purposeful writing about and conversations around content. They need to become skilled in determining or clarifying the meaning of words and phrases they encounter, choosing flexibly from an array of strategies to aid them. They must learn to see an individual word as part of a network of other words—words, for example, that have similar denotations but different connotations. The inclusion of Language standards in their own strand should not be taken as an indication that skills related to conventions, effective language use, and vocabulary are unimportant to reading, writing, speaking, and listening; indeed, they are inseparable from such contexts.

\* See [Language Progression Table](#) for skills that progress over time.

# Language Standards

L

Grade 6		Grade 7		Grade 8	
<b>Conventions of Standard English</b>					
Code	Standard				
L.1	<p>Demonstrate command of the conventions of standard English grammar and usage when writing or speaking.*</p> <ol style="list-style-type: none"> <li>Ensure that pronouns are in the proper case (subjective, objective, possessive).</li> <li>Use intensive pronouns (e.g., myself, ourselves).*</li> <li>Recognize and correct inappropriate shifts in pronoun number and person.</li> <li>Recognize and correct vague pronouns (i.e., ones with unclear or ambiguous antecedents).</li> <li>Recognize variations from standard English in their own and others' writing and speaking, and identify and use strategies to improve expression in conventional language.</li> </ol>	<p>Demonstrate command of the conventions of standard English grammar and usage when writing or speaking.*</p> <ol style="list-style-type: none"> <li>Explain the function of phrases and clauses in general and their function in specific sentences.</li> <li>Choose among simple, compound, complex, and compound-complex sentences to signal differing relationships among ideas.</li> <li>Place phrases and clauses within a sentence, recognizing and correcting misplaced and dangling modifiers.</li> </ol>	<p>Demonstrate command of the conventions of standard English grammar and usage when writing or speaking.*</p> <ol style="list-style-type: none"> <li>Explain the function of verbals (gerunds, participles, infinitives) in general and their function in particular sentences.</li> <li>Form and use verbs in the active and passive voice.</li> <li>Form and use verbs in the indicative, imperative, interrogative, conditional, and subjunctive mood.</li> <li>Recognize and correct inappropriate shifts in verb voice and mood.</li> </ol>		
L.2	<p>Demonstrate command of the conventions of standard English capitalization, punctuation, and spelling when writing.</p> <ol style="list-style-type: none"> <li>Use punctuation (commas, parentheses, dashes) to set off nonrestrictive/parenthetical elements.</li> <li>Spell correctly.</li> </ol>	<p>Demonstrate command of the conventions of standard English capitalization, punctuation, and spelling when writing.</p> <ol style="list-style-type: none"> <li>Use a comma to separate coordinate adjectives (e.g., <i>It was a fascinating, enjoyable movie</i> but not <i>He wore an old[,] green shirt</i>).</li> <li>Spell correctly.</li> </ol>	<p>Demonstrate command of the conventions of standard English capitalization, punctuation, and spelling when writing.</p> <ol style="list-style-type: none"> <li>Use punctuation (comma, ellipsis, dash) to indicate a pause or break.</li> <li>Use an ellipsis to indicate an omission.</li> <li>Spell correctly.</li> </ol>		
<b>Knowledge of Language</b>					
Code	Standard				
L.3	<p>Use knowledge of language and its conventions when writing, speaking, reading, or listening.</p> <ol style="list-style-type: none"> <li>Vary sentence patterns for meaning, reader/listener interest, and style.</li> <li>Maintain consistency in style and tone.</li> </ol>	<p>Use knowledge of language and its conventions when writing, speaking, reading, or listening.</p> <ol style="list-style-type: none"> <li>Choose language that expresses ideas precisely and concisely, recognizing and eliminating wordiness and redundancy.</li> </ol>	<p>Use knowledge of language and its conventions when writing, speaking, reading, or listening.</p> <ol style="list-style-type: none"> <li>Use verbs in the active and passive voice and in the conditional and subjunctive mood to achieve particular effects (e.g., emphasizing the actor or the action; expressing uncertainty or describing a state contrary to fact).</li> </ol>		

**\*State Annotations to the Common Core**

L.6-8.1: Reinforce all eight parts of speech.

L.6.1.b: Includes reflexive pronouns.



# Language Standards

L

Grade 6		Grade 7	Grade 8
Vocabulary Acquisition and Use			
Code	Standard		
L.4	<p>Determine or clarify the meaning of unknown and multiple-meaning words and phrases based on <i>grade 6 reading and content</i>, choosing flexibly from a range of strategies.</p> <ol style="list-style-type: none"> <li>Use context (e.g., the overall meaning of a sentence or paragraph; a word's position or function in a sentence) as a clue to the meaning of a word or phrase.</li> <li>Use common, grade-appropriate Greek or Latin affixes and roots as clues to the meaning of a word (e.g., <i>audience, auditory, audible</i>).</li> <li>Consult reference materials (e.g., dictionaries, glossaries, thesauruses), both print and digital, to find the pronunciation of a word or determine or clarify its precise meaning or its part of speech.</li> <li>Verify the preliminary determination of the meaning of a word or phrase (e.g., by checking the inferred meaning in context or in a dictionary).</li> </ol>	<p>Determine or clarify the meaning of unknown and multiple-meaning words and phrases based on <i>grade 7 reading and content</i>, choosing flexibly from a range of strategies.</p> <ol style="list-style-type: none"> <li>Use context (e.g., the overall meaning of a sentence or paragraph; a word's position or function in a sentence) as a clue to the meaning of a word or phrase.</li> <li>Use common, grade-appropriate Greek or Latin affixes and roots as clues to the meaning of a word (e.g., <i>belligerent, bellicose, rebel</i>).</li> <li>Consult general and specialized reference materials (e.g., dictionaries, glossaries, thesauruses), both print and digital, to find the pronunciation of a word or determine or clarify its precise meaning or its part of speech.</li> <li>Verify the preliminary determination of the meaning of a word or phrase (e.g., by checking the inferred meaning in context or in a dictionary).</li> </ol>	<p>Determine or clarify the meaning of unknown and multiple-meaning words or phrases based on <i>grade 8 reading and content</i>, choosing flexibly from a range of strategies.</p> <ol style="list-style-type: none"> <li>Use context (e.g., the overall meaning of a sentence or paragraph; a word's position or function in a sentence) as a clue to the meaning of a word or phrase.</li> <li>Use common, grade-appropriate Greek or Latin affixes and roots as clues to the meaning of a word (e.g., <i>precede, recede, secede</i>).</li> <li>Consult general and specialized reference materials (e.g., dictionaries, glossaries, thesauruses), both print and digital, to find the pronunciation of a word or determine or clarify its precise meaning or its part of speech.</li> <li>Verify the preliminary determination of the meaning of a word or phrase (e.g., by checking the inferred meaning in context or in a dictionary).</li> </ol>
L.5	<p>Demonstrate understanding of figurative language, word relationships, and nuances in word meanings.</p> <ol style="list-style-type: none"> <li>Interpret figures of speech (e.g., personification) in context.*</li> <li>Use the relationship between particular words (e.g., cause/effect, part/whole, item/category) to better understand each of the words.</li> <li>Distinguish among the connotations (associations) of words with similar denotations (definitions) (e.g., <i>stingy, scrimping, economical, unwasteful, thrifty</i>).</li> </ol>	<p>Demonstrate understanding of figurative language, word relationships, and nuances in word meanings.</p> <ol style="list-style-type: none"> <li>Interpret figures of speech (e.g., literary, biblical, and mythological allusions) in context.*</li> <li>Use the relationship between particular words (e.g., synonym/antonym, analogy) to better understand each of the words.</li> <li>Distinguish among the connotations (associations) of words with similar denotations (definitions) (e.g., <i>respectful, polite, diplomatic, condescending</i>).</li> </ol>	<p>Demonstrate understanding of figurative language, word relationships, and nuances in word meanings.</p> <ol style="list-style-type: none"> <li>Interpret figures of speech (e.g., verbal irony, puns) in context.*</li> <li>Use the relationship between particular words to better understand each of the words.</li> <li>Distinguish among the connotations (associations) of words with similar denotations (definitions) (e.g., <i>bullheaded, willful, firm, persistent, resolute</i>).</li> </ol>
L.6	<p>Acquire and use accurately grade-appropriate general academic and domain-specific words and phrases; gather vocabulary knowledge when considering a word or phrase important to comprehension or expression.</p>	<p>Acquire and use accurately grade-appropriate general academic and domain-specific words and phrases; gather vocabulary knowledge when considering a word or phrase important to comprehension or expression.</p>	<p>Acquire and use accurately grade-appropriate general academic and domain-specific words and phrases; gather vocabulary knowledge when considering a word or phrase important to comprehension or expression.</p>

## \*State Annotations to the Common Core

L.6–8.5a: Figures of speech may include similes, metaphors, hyperbole, personification, idioms, alliteration, onomatopoeia, etc.

# Language Standards

L

Grades 9–10	Grades 11–12
-------------	--------------

## Conventions of Standard English

Code	Standard	
L.1	<p>Demonstrate command of the conventions of standard English grammar and usage when writing or speaking.</p> <ol style="list-style-type: none"> <li>Use parallel structure.</li> <li>Use various types of phrases (noun, verb, adjectival, adverbial, participial, prepositional, absolute) and clauses (independent, dependent; noun, relative, adverbial) to convey specific meanings and add variety and interest to writing or presentations.</li> </ol>	<p>Demonstrate command of the conventions of standard English grammar and usage when writing or speaking.</p> <ol style="list-style-type: none"> <li>Apply the understanding that usage is a matter of convention, can change over time, and is sometimes contested.</li> <li>Resolve issues of complex or contested usage, consulting references (e.g., <i>Merriam-Webster's Dictionary of English Usage</i>, <i>Garner's Modern American Usage</i>) as needed.</li> </ol>
L.2	<p>Demonstrate command of the conventions of standard English capitalization, punctuation, and spelling when writing.</p> <ol style="list-style-type: none"> <li>Use a semicolon (and perhaps a conjunctive adverb) to link two or more closely related independent clauses.</li> <li>Use a colon to introduce a list or quotation.</li> <li>Spell correctly.</li> </ol>	<p>Demonstrate command of the conventions of standard English capitalization, punctuation, and spelling when writing.</p> <ol style="list-style-type: none"> <li>Observe hyphenation conventions.</li> <li>Spell correctly.</li> </ol>

## Knowledge of Language

Code	Standard	
L.3	<p>Apply knowledge of language to understand how language functions in different contexts, to make effective choices for meaning or style, and to comprehend more fully when reading or listening.</p> <ol style="list-style-type: none"> <li>Write and edit work so that it conforms to the guidelines in a style manual (e.g., <i>MLA Handbook</i>, <i>Turabian's Manual for Writers</i>) appropriate for the discipline and writing type.</li> </ol>	<p>Apply knowledge of language to understand how language functions in different contexts, to make effective choices for meaning or style, and to comprehend more fully when reading or listening.</p> <ol style="list-style-type: none"> <li>Vary syntax for effect, consulting references (e.g., <i>Tufte's Artful Sentences</i>) for guidance as needed; apply an understanding of syntax to the study of complex texts when reading.</li> </ol>

## Vocabulary Acquisition and Use

Code	Standard	
L.4	<p>Determine or clarify the meaning of unknown and multiple-meaning words and phrases based on <i>grades 9–10 reading and content</i>, choosing flexibly from a range of strategies.</p> <ol style="list-style-type: none"> <li>Use context (e.g., the overall meaning of a sentence, paragraph, or text; a word's position or function in a sentence) as a clue to the meaning of a word or phrase.</li> <li>Identify and correctly use patterns of word changes that indicate different meanings or parts of speech (e.g., <i>analyze, analysis, analytical; advocate, advocacy</i>).</li> <li>Consult general and specialized reference materials (e.g., dictionaries, glossaries, thesauruses), both print and digital, to find the pronunciation of a word or determine or clarify its precise meaning, its part of speech, or its etymology.</li> <li>Verify the preliminary determination of the meaning of a word or phrase (e.g., by checking the inferred meaning in context or in a dictionary).</li> </ol>	<p>Determine or clarify the meaning of unknown and multiple-meaning words and phrases based on <i>grades 11–12 reading and content</i>, choosing flexibly from a range of strategies.</p> <ol style="list-style-type: none"> <li>Use context (e.g., the overall meaning of a sentence, paragraph, or text; a word's position or function in a sentence) as a clue to the meaning of a word or phrase.</li> <li>Identify and correctly use patterns of word changes that indicate different meanings or parts of speech (e.g., <i>conceive, conception, conceivable</i>).</li> <li>Consult general and specialized reference materials (e.g., dictionaries, glossaries, thesauruses), both print and digital, to find the pronunciation of a word or determine or clarify its precise meaning, its part of speech, its etymology, or its standard usage.</li> <li>Verify the preliminary determination of the meaning of a word or phrase (e.g., by checking the inferred meaning in context or in a dictionary).</li> </ol>

# Language Standards

L

Grades 9–10		Grades 11–12
Vocabulary Acquisition and Use, Continued		
Code	Standard	
L.5	Demonstrate understanding of figurative language, word relationships, and nuances in word meanings. a. Interpret figures of speech (e.g., euphemism, oxymoron) in context and analyze their role in the text. b. Analyze nuances in the meaning of words with similar denotations.	Demonstrate understanding of figurative language, word relationships, and nuances in word meanings. a. Interpret figures of speech (e.g., hyperbole, paradox) in context and analyze their role in the text. b. Analyze nuances in the meaning of words with similar denotations. c.
L.6	Acquire and use accurately general academic and domain-specific words and phrases, sufficient for reading, writing, speaking, and listening at the college and career readiness level; demonstrate independence in gathering vocabulary knowledge when considering a word or phrase important to comprehension or expression.*	Acquire and use accurately general academic and domain-specific words and phrases, sufficient for reading, writing, speaking, and listening at the college and career readiness level; demonstrate independence in gathering vocabulary knowledge when considering a word or phrase important to comprehension or expression.*

## \*State Annotations to the Common Core

L.9-12.6: See [Appendix A](#), pages 32–35 for more information about vocabulary.

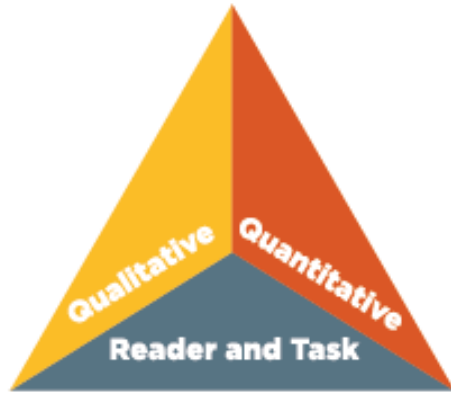
## Language Progressive Skills, by Grade

The following skills from the Language Standards 1–3, are particularly likely to require continued attention in higher grades as they are applied to increasingly sophisticated writing and speaking. This matrix found in the Common Core State Standards has been modified by North Dakota by extending the skills for L.4.3.a and L.6.3.a through grade 12 and adding standard L.3.1a.

Standards	Grade level							
	3	4	5	6	7	8	9–10	11–12
L.3.1a: Explain the function of nouns, pronouns, verbs, adjectives, and adverbs in general and their functions in particular sentences.								
L.3.1f. Ensure subject-verb and pronoun-antecedent agreement.								
L.3.3a. Choose words and phrases for effect.								
L.4.1f. Produce complete sentences, recognizing and correcting inappropriate fragments and run-ons.								
L.4.1g. Correctly use frequently confused words (e.g., to/too/two; there/their).								
L.4.3a. Choose words and phrases to convey ideas precisely.								
L.4.3b. Choose punctuation for effect.								
L.5.1d. Recognize and correct inappropriate shifts in verb tense.								
L.5.2a. Use punctuation to separate items in a series. (Subsumed by L.9–10.1a for grades 9–12)								
L.6.1c. Recognize and correct inappropriate shifts in pronoun number and person.								
L.6.1d. Recognize and correct vague pronouns (i.e., ones with unclear or ambiguous antecedents).								
L.6.1e. Recognize variations from standard English in their own and others' writing and speaking, and identify and use strategies to improve expression in conventional language.								
L.6.2a. Use punctuation (commas, parentheses, dashes) to set off nonrestrictive/parenthetical elements.								
L.6.3a. Vary sentence patterns for meaning, reader/listener interest, and style.								
L.6.3b. Maintain consistency in style and tone.								
L.7.1c. Place phrases and clauses within a sentence, recognizing and correcting misplaced and dangling modifiers.								
L.7.3a. Choose language that expresses ideas precisely and concisely, recognizing and eliminating wordiness and redundancy.								
L.8.1d. Recognize and correct inappropriate shifts in verb voice and mood.								
L.9–101a. Use parallel structure.								

## Standard 10: Range, Quality, and Complexity of Student Reading 6–12

### Measuring Text Complexity: Three Factors



**Qualitative evaluation of the text:** Levels of meaning, structure, language conventionality and clarity, and knowledge demands

**Qualitative evaluation of the text:** Readability measures and other scores of text complexity

**Matching reader to text and task:** Reader variables (such as motivation, knowledge, and experience) and task variables (such as purpose and the complexity generated by the task assigned and the questions posed)

**Note:** More detailed information on text complexity and how it is measured is contained in Appendix A.

### Range of Text Types for 6–12

Students in grades 6–12 apply the Reading standards to the following range of text types, with texts selected from a broad range of cultures and periods.

Literature		Poetry	Informational Text Literary Nonfiction and Historical, Scientific, and Technical Texts
Stories	Dramas		
Includes the subgenres of adventure stories, historical fiction, mysteries, myths, science fiction, realistic fiction, allegories, parodies, satire, and graphic novels	Includes one-act and multi-act plays, both in written form and on film	Includes the subgenres of narrative poems, lyrical poems, free verse poems, sonnets, odes, ballads, and epics	Includes the subgenres of exposition, argument, and functional text in the form of personal essays, speeches, opinion pieces, essays about art or literature, biographies, memoirs, journalism, and historical, scientific, technical, or economic accounts (including digital sources) written for a broad audience

## Texts Illustrating the Complexity, Quality, and Range of Student Reading 6–12

Note: Titles identified below are examples of texts with sufficient complexity for each grade/grade range. They are not required reading.

	Literature: Stories, Drama, Poetry	Informational Texts: Literary Nonfiction and Historical, Scientific, and Technical Texts
6–8	<ul style="list-style-type: none"> <li>• <i>Little Women</i> by Louisa May Alcott (1869)</li> <li>• <i>The Adventures of Tom Sawyer</i> by Mark Twain (1876)</li> <li>• “The Road Not Taken” by Robert Frost (1915)</li> <li>• <i>The Dark Is Rising</i> by Susan Cooper (1973)</li> <li>• <i>Dragonwings</i> by Laurence Yep (1975)</li> <li>• <i>Roll of Thunder, Hear My Cry</i> by Mildred Taylor (1976)</li> </ul>	<ul style="list-style-type: none"> <li>• “Letter on Thomas Jefferson” by John Adams (1776)</li> <li>• <i>Narrative of the Life of Frederick Douglass, an American Slave</i> by Frederick Douglass (1845)</li> <li>• “Blood, Toil, Tears and Sweat: Address to Parliament on May 13th, 1940” by Winston Churchill (1940)</li> <li>• <i>Harriet Tubman: Conductor on the Underground Railroad</i> by Ann Petry (1955)</li> <li>• <i>Travels with Charley: In Search of America</i> by John Steinbeck (1962)</li> </ul>
9–10	<ul style="list-style-type: none"> <li>• <i>The Tragedy of Macbeth</i> by William Shakespeare (1592)</li> <li>• “Ozymandias” by Percy Bysshe Shelley (1817)</li> <li>• “The Raven” by Edgar Allan Poe (1845)</li> <li>• “The Gift of the Magi” by O. Henry (1906)</li> <li>• <i>The Grapes of Wrath</i> by John Steinbeck (1939)</li> <li>• <i>Fahrenheit 451</i> by Ray Bradbury (1953)</li> <li>• <i>The Killer Angels</i> by Michael Shaara (1975)</li> </ul>	<ul style="list-style-type: none"> <li>• “Speech to the Second Virginia Convention” by Patrick Henry (1775)</li> <li>• “Farewell Address” by George Washington (1796)</li> <li>• “Gettysburg Address” by Abraham Lincoln (1863)</li> <li>• “State of the Union Address” by Franklin Delano Roosevelt (1941)</li> <li>• “Letter from Birmingham Jail” by Martin Luther King, Jr. (1964)</li> <li>• “Hope, Despair and Memory” by Elie Wiesel (1997)</li> </ul>
11– CCR	<ul style="list-style-type: none"> <li>• “Ode on a Grecian Urn” by John Keats (1820)</li> <li>• <i>Jane Eyre</i> by Charlotte Brontë (1848)</li> <li>• “Because I Could Not Stop for Death” by Emily Dickinson (1890)</li> <li>• <i>The Great Gatsby</i> by F. Scott Fitzgerald (1925)</li> <li>• <i>Their Eyes Were Watching God</i> by Zora Neale Hurston (1937)</li> <li>• <i>A Raisin in the Sun</i> by Lorraine Hansberry (1959)</li> <li>• <i>The Namesake</i> by Jhumpa Lahiri (2003)</li> </ul>	<ul style="list-style-type: none"> <li>• <i>Common Sense</i> by Thomas Paine (1776)</li> <li>• <i>Walden</i> by Henry David Thoreau (1854)</li> <li>• “Society and Solitude” by Ralph Waldo Emerson (1857)</li> <li>• “The Fallacy of Success” by G. K. Chesterton (1909)</li> <li>• <i>Black Boy</i> by Richard Wright (1945)</li> <li>• “Politics and the English Language” by George Orwell (1946)</li> <li>• “Take the Tortillas Out of Your Poetry” by Rudolfo Anaya (1995)</li> </ul>

**Note:** Given space limitations, the illustrative texts listed above are meant only to show individual titles that are representative of a range of topics and genres. (See Appendix B for excerpts of these and other texts illustrative of grades 6–12 text complexity, quality, and range.) At a curricular or instructional level, within and across grade levels, texts need to be selected around topics or themes that generate knowledge and allow students to study those topics or themes in depth.

## **North Dakota Standards for Literacy in History/Social Studies, Science, and Technical Subjects, Grades 6–12**

---

Based on the *Common Core State Standards for English Language Arts & Literacy in  
History/Social Studies, Science, and Technical Subjects*

## College and Career Readiness Anchor Standards for Reading

The grades 6–12 standards on the following pages define what students should understand and be able to do by the end of each grade. They correspond to the College and Career Readiness (CCR) anchor standards below by number. The CCR and grade-specific standards are necessary complements—the former providing broad standards, the latter providing additional specificity—that together define the skills and understandings that all students must demonstrate.

### Key Ideas and Details

1. Read closely to determine what the text says explicitly and to make logical inferences from it; cite specific textual evidence when writing or speaking to support conclusions drawn from the text.
2. Determine central ideas or themes of a text and analyze their development; summarize the key supporting details and ideas.
3. Analyze how and why individuals, events, and ideas develop and interact over the course of a text.

### Craft and Structure

4. Interpret words and phrases as they are used in a text, including determining technical, connotative, and figurative meanings, and analyze how specific word choices shape meaning or tone.
5. Analyze the structure of texts, including how specific sentences, paragraphs, and larger portions of the text (e.g., a section, chapter, scene, or stanza) relate to each other and the whole.
6. Assess how point of view or purpose shapes the content and style of a text.

### Integration of Knowledge and Ideas

7. Integrate and evaluate content presented in diverse media and formats, including visually and quantitatively, as well as in words.\*
8. Delineate and evaluate the argument and specific claims in a text, including the validity of the reasoning as well as the relevance and sufficiency of the evidence.
9. Analyze how two or more texts address similar themes or topics in order to build knowledge or to compare the approaches the authors take.

### Range of Reading and Level of Text Complexity

10. Read and comprehend complex literary and informational texts independently and proficiently.

#### Note on range and content of student reading

Reading is critical to building knowledge in history/social studies as well as in science and technical subjects. College and career ready reading in these fields requires an appreciation of the norms and conventions of each discipline, such as the kinds of evidence used in history and science; an understanding of domain-specific words and phrases; an attention to precise details; and the capacity to evaluate intricate arguments, synthesize complex information, and follow detailed descriptions of events and concepts. In history/social studies, for example, students need to be able to analyze, evaluate, and differentiate primary and secondary sources. When reading scientific and technical texts, students need to be able to gain knowledge from challenging texts that often make extensive use of elaborate diagrams and data to convey information and illustrate concepts. Students must be able to read complex informational texts in these fields with independence and confidence because the vast majority of reading in college and workforce training programs will be sophisticated nonfiction. It is important to note that these Reading standards are meant to complement the specific content demands of the disciplines, not replace them.

\* Please see “Research to Build and Present Knowledge” in Writing for additional standards relevant to gathering, assessing, and applying information from print and digital sources.



# Reading Standards for Literacy in History/Social Studies, 6–12

RH

Grades 6–8		Grades 9–10	Grades 11–12
<b>Key Ideas and Details</b>			
Code	Standard		
RH.1	Cite specific textual evidence to support analysis of primary and secondary sources.	Cite specific textual evidence to support analysis of primary and secondary sources, attending to such features as the date and origin of the information.	Cite specific textual evidence to support analysis of primary and secondary sources, connecting insights gained from specific details to an understanding of the text as a whole.
RH.2	Determine the central ideas or information of a primary or secondary source; provide an accurate summary of the source distinct from prior knowledge or opinions.	Determine the central ideas or information of a primary or secondary source; provide an accurate summary of how key events or ideas develop over the course of the text.	Determine the central ideas or information of a primary or secondary source; provide an accurate summary that makes clear the relationships among the key details and ideas.
RH.3	Identify key steps in a text’s description of a process related to history/social studies (e.g., how a bill becomes law, how interest rates are raised or lowered).	Analyze in detail a series of events described in a text; determine whether earlier events caused later ones or simply preceded them.	Evaluate various explanations for actions or events and determine which explanation best accords with textual evidence, acknowledging where the text leaves matters uncertain.
<b>Craft and Structure</b>			
Code	Standard		
RH.4	Determine the meaning of words and phrases as they are used in a text, including vocabulary specific to domains related to history/social studies.	Determine the meaning of words and phrases as they are used in a text, including vocabulary describing political, social, or economic aspects of history/social science.	Determine the meaning of words and phrases as they are used in a text, including analyzing how an author uses and refines the meaning of a key term over the course of a text (e.g., how Madison defines <i>faction</i> in <i>Federalist</i> No. 10).
RH.5	Describe how a text presents information (e.g., sequentially, comparatively, causally).	Analyze how a text uses structure to emphasize key points or advance an explanation or analysis.	Analyze in detail how a complex primary source is structured, including how key sentences, paragraphs, and larger portions of the text contribute to the whole.
RH.6	Identify aspects of a text that reveal an author’s point of view or purpose (e.g., loaded language, inclusion or avoidance of particular facts).	Compare the point of view of two or more authors for how they treat the same or similar topics, including which details they include and emphasize in their respective accounts.	Evaluate authors’ differing points of view on the same historical event or issue by assessing the authors’ claims, reasoning, and evidence.
<b>Integration of Knowledge and Ideas</b>			
Code	Standard		
RH.7	Integrate visual information (e.g., in charts, graphs, photographs, videos, or maps) with other information in print and digital texts.	Integrate quantitative or technical analysis (e.g., charts, research data) with qualitative analysis in print or digital text.	Integrate and evaluate multiple sources of information presented in diverse formats and media (e.g., visually, quantitatively, as well as in words) in order to address a question or solve a problem.
RH.8	Distinguish among fact, opinion, and reasoned judgment in a text.	Assess the extent to which the reasoning and evidence in a text support the author’s claims.	Evaluate an author’s premises, claims, and evidence by corroborating or challenging them with other information.
RH.9	Analyze the relationship between a primary and secondary source on the same topic.	Compare and contrast treatments of the same topic in several primary and secondary sources.	Integrate information from diverse sources, both primary and secondary, into a coherent understanding of an idea or event, noting discrepancies among sources.

# Reading Standards for Literacy in History/Social Studies, 6–12

RH

Grades 6–8		Grades 9–10	Grades 11–12
Range of Reading and Level of Text Complexity			
Code	Standard		
RH.10	By the end of grade 8, read and comprehend history/social studies texts in the grades 6–8 text complexity band* independently and proficiently.	By the end of grade 10, read and comprehend history/social studies texts in the grades 9–10 text complexity band* independently and proficiently.	By the end of grade 12, read and comprehend history/social studies texts in the grades 11–12 text complexity band* independently and proficiently.

**\*State Annotations to the Common Core**

RH.6-12.10: See [Appendix A](#), pages 2–16 for information about [complexity band](#).

# Reading Standards for Information Literacy in Science and Technical Subjects, 6–12

RST

Grades 6–8		Grades 9–10		Grades 11–12	
<b>Key Ideas and Details</b>					
Code	Standard				
RST.1	Cite specific textual evidence to support analysis of science and technical texts.	Cite specific textual evidence to support analysis of science and technical texts, attending to the precise details of explanations or descriptions.	Cite specific textual evidence to support analysis of science and technical texts, attending to important distinctions the author makes and to any gaps or inconsistencies in the account.		
RST.2	Determine the central ideas or conclusions of a text; provide an accurate summary of the text distinct from prior knowledge or opinions.	Determine the central ideas or conclusions of a text; trace the text’s explanation or depiction of a complex process, phenomenon, or concept; provide an accurate summary of the text.	Determine the central ideas or conclusions of a text; summarize complex concepts, processes, or information presented in a text by paraphrasing them in simpler but still accurate terms.		
RST.3	Follow precisely a multistep procedure when carrying out experiments, taking measurements, or performing technical tasks.	Follow precisely a complex multistep procedure when carrying out experiments, taking measurements, or performing technical tasks attending to special cases or exceptions defined in the text.	Follow precisely a complex multistep procedure when carrying out experiments, taking measurements, or performing technical tasks; analyze the specific results based on explanations in the text.		
<b>Craft and Structure</b>					
Code	Standard				
RST.4	Determine the meaning of symbols, key terms, and other domain-specific words and phrases as they are used in a specific scientific or technical context relevant to <i>grades 6–8 texts and topics</i> .	Determine the meaning of symbols, key terms, and other domain-specific words and phrases as they are used in a specific scientific or technical context relevant to <i>grades 9–10 texts and topics</i> .	Determine the meaning of symbols, key terms, and other domain-specific words and phrases as they are used in a specific scientific or technical context relevant to <i>grades 11–12 texts and topics</i> .		
RST.5	Analyze the structure an author uses to organize a text, including how the major sections contribute to the whole and to an understanding of the topic.	Analyze the structure of the relationships among concepts in a text, including relationships among key terms (e.g., <i>force, friction, reaction force, energy</i> ).	Analyze how the text structures information or ideas into categories or hierarchies, demonstrating understanding of the information or ideas.		
RST.6	Analyze the author’s purpose in providing an explanation, describing a procedure, or discussing an experiment in a text.	Analyze the author’s purpose in providing an explanation, describing a procedure, or discussing an experiment in a text, defining the question the author seeks to address.	Analyze the author’s purpose in providing an explanation, describing a procedure, or discussing an experiment in a text, identifying important issues that remain unresolved.		
<b>Integration of Knowledge and Ideas</b>					
Code	Standard				
RST.7	Integrate quantitative or technical information expressed in words in a text with a version of that information expressed visually (e.g., in a flowchart, diagram, model, graph, or table).	Translate quantitative or technical information expressed in words in a text into visual form (e.g., a table or chart) and translate information expressed visually or mathematically (e.g., in an equation) into words.	Integrate and evaluate multiple sources of information presented in diverse formats and media (e.g., quantitative data, video, multimedia) in order to address a question or solve a problem.		

# Reading Standards for Information Literacy in Science and Technical Subjects, 6–12

RST

Grades 6–8		Grades 9–10	Grades 11–12
<b>Integration of Knowledge and Ideas, continued</b>			
Code	Standard		
RST.8	Distinguish among facts, reasoned judgment based on research findings, and speculation in a text.	Assess the extent to which the reasoning and evidence in a text support the author’s claim or a recommendation for solving a scientific or technical problem.	Evaluate the hypotheses, data, analysis, and conclusions in a science or technical text, verifying the data when possible and corroborating or challenging conclusions with other sources of information.
RST.9	Compare and contrast the information gained from experiments, simulations, video, or multimedia sources with that gained from reading a text on the same topic.	Compare and contrast findings presented in a text to those from other sources (including their own experiments), noting when the findings support or contradict previous explanations or accounts.	Synthesize information from a range of sources (e.g., texts, experiments, simulations) into a coherent understanding of a process, phenomenon, or concept, resolving conflicting information when possible.
<b>Range of Reading and Level of Text Complexity</b>			
Code	Standard		
RST.10	By the end of grade 8, read and comprehend science/technical texts in the grades 6–8 text complexity band* independently and proficiently.	By the end of grade 10, read and comprehend science/technical texts in the grades 9–10 text complexity band* independently and proficiently.	By the end of grade 12, read and comprehend science/technical texts in the grades 11–12 text complexity band* independently and proficiently.

**\*State Annotations to the Common Core**

RST.6-12.10: See [Appendix A](#), pages 2–16 for information about [complexity band](#).

## College and Career Readiness Anchor Standards for Writing

The grades 6–12 standards on the following pages define what students should understand and be able to do by the end of each grade. They correspond to the College and Career Readiness (CCR) anchor standards below by number. The CCR and grade-specific standards are necessary complements—the former providing broad standards, the latter providing additional specificity—that together define the skills and understandings that all students must demonstrate.

### Text Types and Purposes\*

1. Write arguments to support claims in an analysis of substantive topics or texts, using valid reasoning and relevant and sufficient evidence.
2. Write informative/explanatory texts to examine and convey complex ideas and information clearly and accurately through the effective selection, organization, and analysis of content.
3. Write narratives to develop real or imagined experiences or events using effective technique, well-chosen details, and well-structured event sequences.

### Production and Distribution of Writing

4. Produce clear and coherent writing in which the development, organization, and style are appropriate to task, purpose, and audience.
5. Develop and strengthen writing as needed by planning, revising, editing, rewriting, or trying a new approach.
6. Use technology, including the Internet, to produce and publish writing and to interact and collaborate with others.

### Research to Build and Present Knowledge

7. Conduct short as well as more sustained research projects based on focused questions, demonstrating understanding of the subject under investigation.
8. Gather relevant information from multiple print and digital sources, assess the credibility and accuracy of each source, and integrate the information while avoiding plagiarism.
9. Draw evidence from literary or informational texts to support analysis, reflection, and research.

### Range of Writing

10. Write routinely over extended time frames (time for research, reflection, and revision) and shorter time frames (a single sitting or a day or two) for a range of tasks, purposes, and audiences.

\*These broad types of writing include many subgenres. See [Appendix A](#), pages 23–25 for definitions of key writing types

### Note on range and content of student writing

For students, writing is a key means of asserting and defending claims, showing what they know about a subject, and conveying what they have experienced, imagined, thought, and felt. To be college and career ready writers, students must take task, purpose, and audience into careful consideration, choosing words, information, structures, and formats deliberately. They need to be able to use technology strategically when creating, refining, and collaborating on writing. They have to become adept at gathering information, evaluating sources, and citing material accurately, reporting findings from their research and analysis of sources in a clear and cogent manner. They must have the flexibility, concentration, and fluency to produce high-quality first draft text under a tight deadline and the capacity to revisit and make improvements to a piece of writing over multiple drafts when circumstances encourage or require it. To meet these goals, students must devote significant time and effort to writing, producing numerous pieces over short and long time frames throughout the year.

# Writing Standards for Literacy in History/Social Studies, Science, and Technical Subjects

WHST

Grades 6–8

Grades 9–10

Grades 11–12

## Text Types and Purposes

Code	Standard		
WHST.1	<p>Write arguments focused on <i>discipline-specific content</i>.</p> <ol style="list-style-type: none"> <li>Introduce claim(s) about a topic or issue, acknowledge and distinguish the claim(s) from alternate or opposing claims, and organize the reasons and evidence logically.</li> <li>Support claim(s) with logical reasoning and relevant, accurate data and evidence that demonstrate an understanding of the topic or text, using credible sources.</li> <li>Use words, phrases, and clauses to create cohesion and clarify the relationships among claim(s), counterclaims, reasons, and evidence.</li> <li>Establish and maintain a formal style.</li> <li>Provide a concluding statement or section that follows from and supports the argument presented.</li> </ol>	<p>Write arguments focused on <i>discipline-specific content</i>.</p> <ol style="list-style-type: none"> <li>Introduce precise claim(s), distinguish the claim(s) from alternate or opposing claims, and create an organization that establishes clear relationships among the claim(s), counterclaims, reasons, and evidence.</li> <li>Develop claim(s) and counterclaims fairly, supplying data and evidence for each while pointing out the strengths and limitations of both claim(s) and counterclaims in a discipline-appropriate form and in a manner that anticipates the audience's knowledge level and concerns.</li> <li>Use words, phrases, and clauses to link the major sections of the text, create cohesion, and clarify the relationships between claim(s) and reasons, between reasons and evidence, and between claim(s) and counterclaims.</li> <li>Establish and maintain a formal style and objective tone while attending to the norms and conventions of the discipline in which they are writing.</li> <li>Provide a concluding statement or section that follows from or supports the argument presented.</li> </ol>	<p>Write arguments focused on <i>discipline-specific content</i>.</p> <ol style="list-style-type: none"> <li>Introduce precise, knowledgeable claim(s), establish the significance of the claim(s), distinguish the claim(s) from alternate or opposing claims, and create an organization that logically sequences the claim(s), counterclaims, reasons, and evidence.</li> <li>Develop claim(s) and counterclaims fairly and thoroughly, supplying the most relevant data and evidence for each while pointing out the strengths and limitations of both claim(s) and counterclaims in a discipline-appropriate form that anticipates the audience's knowledge level, concerns, values, and possible biases.</li> <li>Use words, phrases, and clauses as well as varied syntax to link the major sections of the text, create cohesion, and clarify the relationships between claim(s) and reasons, between reasons and evidence, and between claim(s) and counterclaims.</li> <li>Establish and maintain a formal style and objective tone while attending to the norms and conventions of the discipline in which they are writing.</li> <li>Provide a concluding statement or section that follows from or supports the argument presented.</li> </ol>

# Writing Standards for Literacy in History/Social Studies, Science, and Technical Subjects

WHST

Grades 6–8	Grades 9–10	Grades 11–12
------------	-------------	--------------

## Text Types and Purposes

Code	Standard		
WHST.2	<p>Write informative/explanatory texts, including the narration of historical events, scientific procedures/ experiments, or technical processes.</p> <ol style="list-style-type: none"> <li>Introduce a topic clearly, previewing what is to follow; organize ideas, concepts, and information into broader categories as appropriate to achieving purpose; include formatting (e.g., headings), graphics (e.g., charts, tables), and multimedia when useful to aiding comprehension.</li> <li>Develop the topic with relevant, well-chosen facts, definitions, concrete details, quotations, or other information and examples.</li> <li>Use appropriate and varied transitions to create cohesion and clarify the relationships among ideas and concepts.</li> <li>Use precise language and domain-specific vocabulary to inform about or explain the topic.</li> <li>Establish and maintain a formal style and objective tone.</li> <li>Provide a concluding statement or section that follows from and supports the information or explanation presented.</li> </ol>	<p>Write informative/explanatory texts, including the narration of historical events, scientific procedures/ experiments, or technical processes.</p> <ol style="list-style-type: none"> <li>Introduce a topic and organize ideas, concepts, and information to make important connections and distinctions; include formatting (e.g., headings), graphics (e.g., figures, tables), and multimedia when useful to aiding comprehension.</li> <li>Develop the topic with well-chosen, relevant, and sufficient facts, extended definitions, concrete details, quotations, or other information and examples appropriate to the audience’s knowledge of the topic.</li> <li>Use varied transitions and sentence structures to link the major sections of the text, create cohesion, and clarify the relationships among ideas and concepts.</li> <li>Use precise language and domain-specific vocabulary to manage the complexity of the topic and convey a style appropriate to the discipline and context as well as to the expertise of likely readers.</li> <li>Establish and maintain a formal style and objective tone while attending to the norms and conventions of the discipline in which they are writing.</li> <li>Provide a concluding statement or section that follows from and supports the information or explanation presented (e.g., articulating implications or the significance of the topic).</li> </ol>	<p>Write informative/explanatory texts, including the narration of historical events, scientific procedures/ experiments, or technical processes.</p> <ol style="list-style-type: none"> <li>Introduce a topic and organize complex ideas, concepts, and information so that each new element builds on that which precedes it to create a unified whole; include formatting (e.g., headings), graphics (e.g., figures, tables), and multimedia when useful to aiding comprehension.</li> <li>Develop the topic thoroughly by selecting the most significant and relevant facts, extended definitions, concrete details, quotations, or other information and examples appropriate to the audience’s knowledge of the topic.</li> <li>Use varied transitions and sentence structures to link the major sections of the text, create cohesion, and clarify the relationships among complex ideas and concepts.</li> <li>Use precise language, domain-specific vocabulary and techniques such as metaphor, simile, and analogy to manage the complexity of the topic; convey a knowledgeable stance in a style that responds to the discipline and context as well as to the expertise of likely readers.</li> <li>Provide a concluding statement or section that follows from and supports the information or explanation provided (e.g., articulating implications or the significance of the topic).</li> </ol>
WHST.3	<p>Narrative writing is not applicable as a separate requirement for history, social studies, science, and technical subjects. Students’ narrative skills continue to grow in these grades. The Standards require that students be able to incorporate narrative elements effectively into arguments and informative/ explanatory texts. In history/social studies, students must be able to incorporate narrative accounts into their analyses of individuals or events of historical import. In science and technical subjects, students must be able to write precise enough descriptions of the step-by-step procedures they use in their investigations or technical work that others can replicate them and (possibly) reach the same results.</p>		

## Production and Distribution of Writing

Code	Standard		
WHST.4	Produce clear and coherent writing in which the development, organization, and style are appropriate to task, purpose, and audience.	Produce clear and coherent writing in which the development, organization, and style are appropriate to task, purpose, and audience.	Produce clear and coherent writing in which the development, organization, and style are appropriate to task, purpose, and audience.

# Writing Standards for Literacy in History/Social Studies, Science, and Technical Subjects

WHST

Grades 6–8	Grades 9–10	Grades 11–12
------------	-------------	--------------

## Production and Distribution of Writing, continued

Code	Standard		
WHST.5	With some guidance and support from peers and adults, develop and strengthen writing as needed by planning, revising, editing, rewriting, or trying a new approach, focusing on how well purpose and audience have been addressed.	Develop and strengthen writing as needed by planning, revising, editing, rewriting, or trying a new approach, focusing on addressing what is most significant for a specific purpose and audience.	Develop and strengthen writing as needed by planning, revising, editing, rewriting, or trying a new approach, focusing on addressing what is most significant for a specific purpose and audience.
WHST.6	Use technology, including the Internet, to produce and publish writing and present the relationships between information and ideas clearly and efficiently.	Use technology, including the Internet, to produce, publish, and update individual or shared writing products, taking advantage of technology's capacity to link to other information and to display information flexibly and dynamically.	Use technology, including the Internet, to produce, publish, and update individual or shared writing products in response to ongoing feedback, including new arguments or information.

## Research to Build and Present Knowledge

Code	Standard		
WHST.7	Conduct short research projects to answer a question (including a self-generated question), drawing on several sources and generating additional related, focused questions that allow for multiple avenues of exploration.	Conduct short as well as more sustained research projects to answer a question (including a self-generated question) or solve a problem; narrow or broaden the inquiry when appropriate; synthesize multiple sources on the subject, demonstrating understanding of the subject under investigation.	Conduct short as well as more sustained research projects to answer a question (including a self-generated question) or solve a problem; narrow or broaden the inquiry when appropriate; synthesize multiple sources on the subject, demonstrating understanding of the subject under investigation.
WHST.8	Gather relevant information from multiple print and digital sources, using search terms effectively; assess the credibility and accuracy of each source; and quote or paraphrase the data and conclusions of others while avoiding plagiarism and following a standard format for citation.	Gather relevant information from multiple authoritative print and digital sources, using advanced searches effectively; assess the usefulness of each source in answering the research question; integrate information into the text selectively to maintain the flow of ideas, avoiding plagiarism and following a standard format for citation.	Gather relevant information from multiple authoritative print and digital sources, using advanced searches effectively; assess the strengths and limitations of each source in terms of the specific task, purpose, and audience; integrate information into the text selectively to maintain the flow of ideas, avoiding plagiarism and overreliance on any one source and following a standard format for citation.
WHST.9	Draw evidence from informational texts to support analysis, reflection, and research.	Draw evidence from informational texts to support analysis, reflection, and research.	Draw evidence from informational texts to support analysis, reflection, and research.

## Range of Writing

Code	Standard		
WHST.10	Write routinely over extended time frames (time for reflection and revision) and shorter time frames (a single sitting or a day or two) for a range of discipline-specific tasks, purposes, and audiences.	Write routinely over extended time frames (time for reflection and revision) and shorter time frames (a single sitting or a day or two) for a range of discipline-specific tasks, purposes, and audiences.	Write routinely over extended time frames (time for reflection and revision) and shorter time frames (a single sitting or a day or two) for a range of discipline-specific tasks, purposes, and audiences.



## Glossary of Key Terms

Every effort has been made to ensure that the phrasing of the Standards is as clear and free of jargon as possible. When used, specialized and discipline-specific terms (e.g., simile, stanza, declarative sentence) typically conform to their standard definition, and readers are advised to consult high-quality dictionaries or standard resources in the field for clarification. The terms defined below are limited to those words and phrases particularly important to the Standards and that have a meaning unique to this document. CCSS refers to the main Common Core State Standards document; the names of various sections (e.g., “Reading”) refer to parts of Appendix A. Definitions of many important terms associated with reading foundational skills appear in Reading Foundational Skills, pages 19–25 in Appendix A. Descriptions of the Standards’ three writing types (argument, informative/explanatory writing, and narrative) can be found in Writing, pages 26–27 of Appendix A.

North Dakota has added a few entries to the glossary published by the Common Core. These additions are shown in italics.

**Domain-specific words and phrases** – Vocabulary specific to a particular field of study (domain), such as the human body (CCSS, p. 32); in the Standards, domain-specific words and phrases are analogous to Tier Three words (Language, p. 36)

**Editing** – A part of writing and preparing presentations concerned chiefly with improving the clarity, organization, concision, and correctness of expression relative to task, purpose, and audience; compared to revising, a smaller-scale activity often associated with surface aspects of a text; see also revising, rewriting

**Emergent reader texts** – Texts consisting of short sentences comprised of learned sight words and CVC words; may also include rebuses to represent words that cannot yet be decoded or recognized; see also rebus

**Evidence** – Facts, figures, details, quotations, or other sources of data and information that provide support for claims or an analysis and that can be evaluated by others; should appear in a form and be derived from a source widely accepted as appropriate to a particular discipline, as in details or quotations from a text in the study of literature and experimental results in the study of science

**Focused question** – A query narrowly tailored to task, purpose, and audience, as in a research query that is sufficiently precise to allow a student to achieve adequate specificity and depth within the time and format constraints

**Formal English** – See standard English

**General academic words and phrases** – Vocabulary common to written texts but not commonly a part of speech; in the Standards, *general academic words and phrases* are analogous to Tier Two words and phrases (Appendix A, Language, p. 36)

*i.e.* – Short for “*id est*” or “*that is*”

*e.g.* – Short for “*exempli gratia*” or “*examples given*”

**Independent(ly)** – A student performance done without scaffolding from a teacher, other adult, or peer; in the Standards, often paired with proficient(ly) to suggest a successful student performance done without scaffolding; in the Reading standards, the act of reading a text without scaffolding, as in an assessment; see also proficient(ly), scaffolding

**More sustained research project** – An investigation intended to address a relatively expansive query using several sources over an extended period of time, as in a few weeks of instructional time

**Nonverbal communication** – *body language, facial expression, eye contact, gestures, and attire*

**Nuances:** *shades of meaning among closely related words*

**Onset** – *Consonants that precede the initial vowel in a one-syllable word*

**Point of view** – Chiefly in literary texts, the narrative point of view (as in first- or third-person narration); more broadly, the position or perspective conveyed or represented by an author, narrator, speaker, or character

**Print or digital (texts, sources)** – Sometimes added for emphasis to stress that a given standard is particularly likely to be applied to electronic as well as traditional texts; the standards are generally assumed to apply to both

**Proficient(ly)** – A student performance that meets the criterion established in the Standards as measured by a teacher or assessment; in the Standards, often paired with independent(ly) to suggest a successful student performance done without scaffolding; in the Reading standards, the act of reading a text with comprehension; see also independent(ly), scaffolding

**Rebus** – A mode of expressing words and phrases by using pictures of objects whose names resemble those words

**Revising** – A part of writing and preparing presentations concerned chiefly with a reconsideration and reworking of the content of a text relative to task, purpose, and audience; compared to *editing*, a larger-scale activity often associated with the overall content and structure of a text; see also *editing, rewriting*

**Rewriting** – A part of writing and preparing presentations that involves largely or wholly replacing a previous, unsatisfactory effort with a new effort, better aligned to task, purpose, and audience, on the same or a similar topic or theme; compared to *revising*, a larger-scale activity more akin to replacement than refinement; see also *editing, revising*

**Rime** – *Any vowel and consonants that follow the onset sound*

**Scaffolding** – Temporary guidance or assistance provided to a student by a teacher, another adult, or a more capable peer, enabling the student to perform a task he or she otherwise would not be able to do alone, with the goal of fostering the student's capacity to perform the task on his or her own later on\*

\* Though Vygotsky himself does not use the term *scaffolding*, the educational meaning of the term relates closely to his concept of the zone of proximal development. See L. S. Vygotsky (1978). *Mind in society: The development of higher psychological processes*. Cambridge, MA: Harvard University Press.

**Short research project** – An investigation intended to address a narrowly tailored query in a brief period of time, as in a few class periods or a week of instructional time

**Source** – A text used largely for informational purposes, as in research; see also *text*

**Standard English** – In the Standards, the most widely accepted and understood form of expression in English in the United States; used in the Standards to refer to formal English writing and speaking; the particular focus of Language standards 1 and 2

**Suffix**—*includes inflections and affixes*

**Technical subjects** – A course devoted to a practical study, such as engineering, technology, design, business, or other workforce-related subject; a technical aspect of a wider field of study, such as art or music

**Text complexity** – The inherent difficulty of reading and comprehending a text combined with consideration of reader and task variables; in the Standards, a three-part assessment of text difficulty that pairs qualitative and quantitative measures with reader-task considerations

**Text complexity band** – A range of text difficulty corresponding to grade spans within the Standards; specifically, the spans from grades 2–3, grades 4–5, grades 6–8, grades 9–10, and grades 11–CCR (college and career readiness). *Text complexity includes Lexile scores. See Appendix A.*

**Textual evidence** – See evidence

**Text features**—*A distinct element of literary and informational text that facilitates understanding for the reader*

**Topic Sentence**—*A sentence stating the topic.*

**With prompting and support/with (some) guidance and support** – See *scaffolding*